

FOREWORD FROM THE BIPM DIRECTOR

I am pleased to present a set of core data to provide a brief overview of the BIPM during 2013. Further details are available in the Director's Report, CIPM Minutes and the financial *Rapport Annuel*, all of which are available from the website.

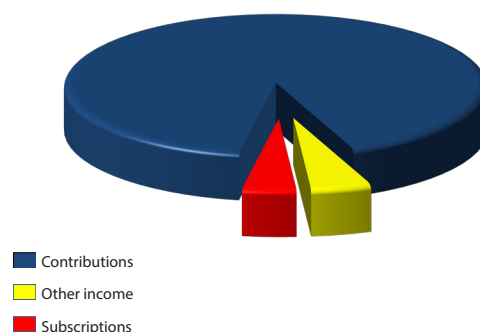
This is part of our ongoing initiative to provide more accessible and timely information about the BIPM.

Dr Martin Milton

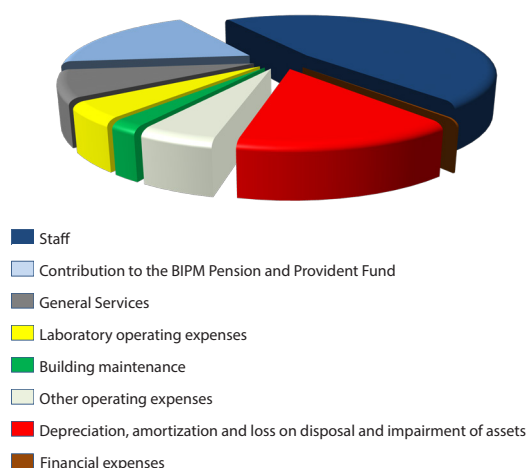
Highlights from 2013

- Official publication of Rapid UTC (UTC_r) began on 1 July 2013
- Significant progress was made on the BIPM watt balance; the magnetic circuit is now complete
- Key comparison of NMI's capability to measure a critical greenhouse gas (methane) has been completed by the BIPM
- A new method to determine the comparability of NMI's high-energy photon dosimetry capability has been developed and adopted
- A roadmap showing the steps required in mass metrology to achieve a redefinition of the SI by 2018 has been developed by the CCM
- Improvements to the operation of the CIPM MRA have led to a faster review process and reduced time to publication of CMCs in the KCDB
- Thorough reviews of the BIPM Pension Fund and Conditions of Employment for BIPM staff were initiated

2013 Revenue



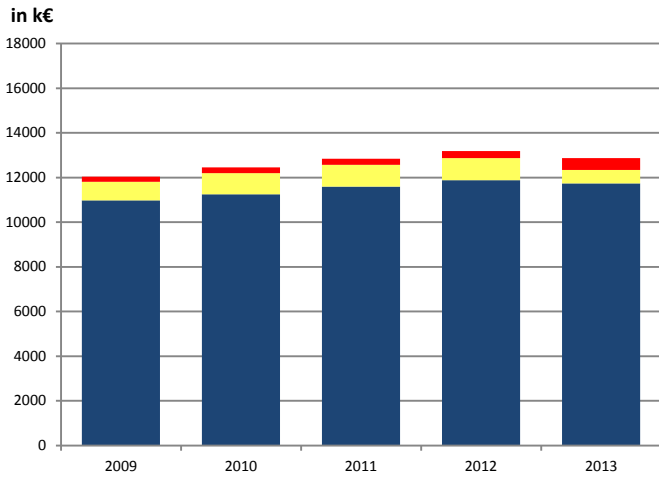
2013 Expenses



2013 key financial data	in k€
Revenue	12 872
Expenses	12 677
Net result	195

Finance

Revenue



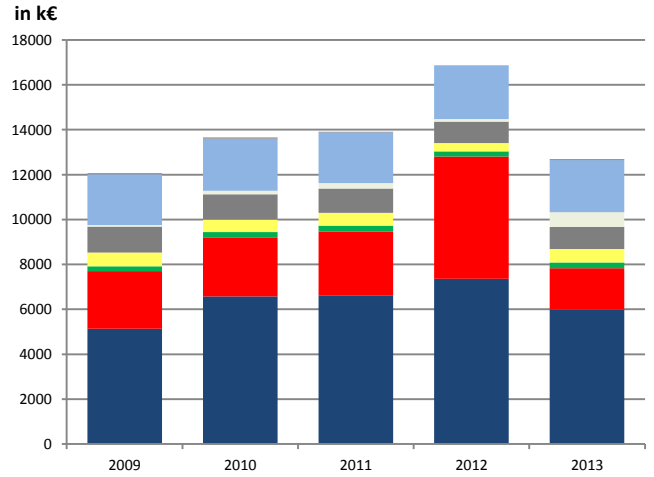
in k€	2009	2010	2011	2012	2013
Contributions*	10 977	11 251	11 590	11 875	11 744
Subscriptions**	235	261	271	320	530
Other income	829	939	986	998	598
Total	12 041	12 451	12 847	13 193	12 872

For detailed information on Finance, please refer to the Financial Statement and the notes included in the *Rapport annuel aux Gouvernements des Hautes Parties Contractantes* available on the BIPM website

*Contributions from Member States

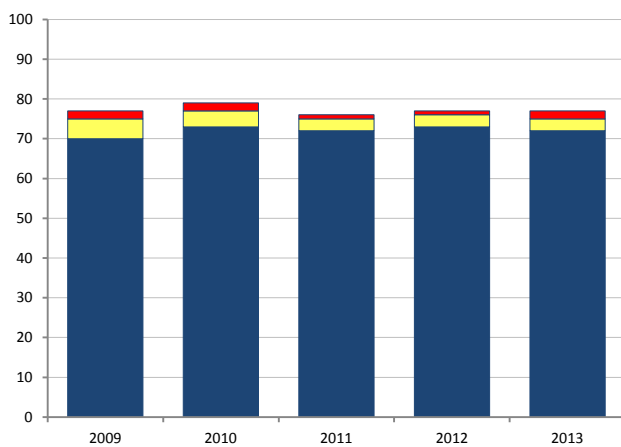
**Subscriptions from Associates of the CGPM

Expenses



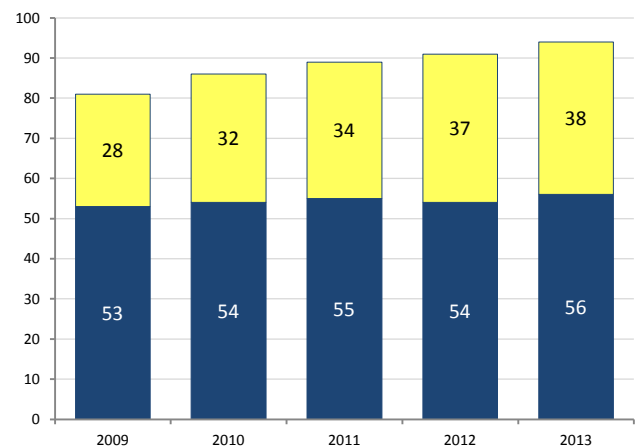
in k€	2009	2010	2011	2012	2013
Staff	5 137	6 572	6 611	7 358	5 995
Contribution to the BIPM Pension and Provident Fund	2 267	2 338	2 270	2 369	2 329
General Services	1 163	1 117	1 092	958	987
Laboratory operating expenses	610	558	574	372	595
Building maintenance	209	262	260	235	261
Other operating expenses	66	163	240	103	653
Depreciation, amortization and loss on disposal and impairment of assets	2 569	2 612	2 851	5 444	1 833
Financial expenses	31	32	8	8	24
Total	12 052	13 654	13 906	16 847	12 677

Staff at 31st December



	2009	2010	2011	2012	2013
Indefinite-term staff	70	73	72	73	72
Fixed-term staff	5	4	3	3	3
Staff seconded to the BIPM	2	2	1	1	2

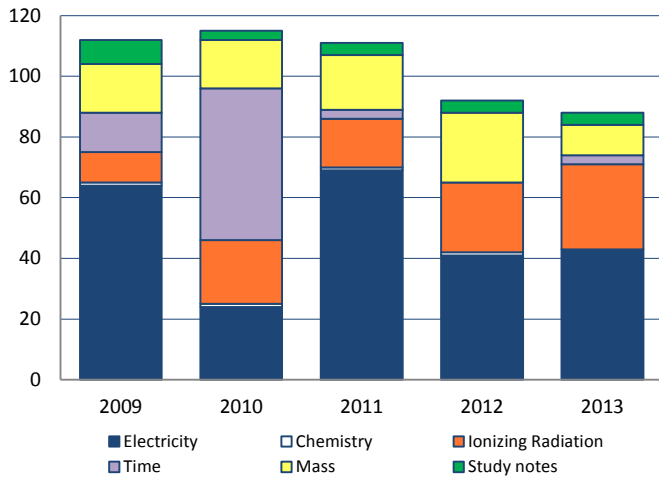
Member States and Associates of the CGPM at 31st December



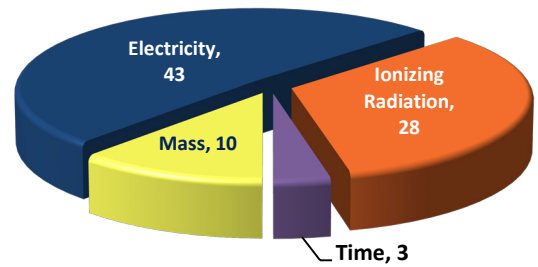
■ Member States ■ Associates of the CGPM

BIPM Calibrations and Study Notes

2009-2013

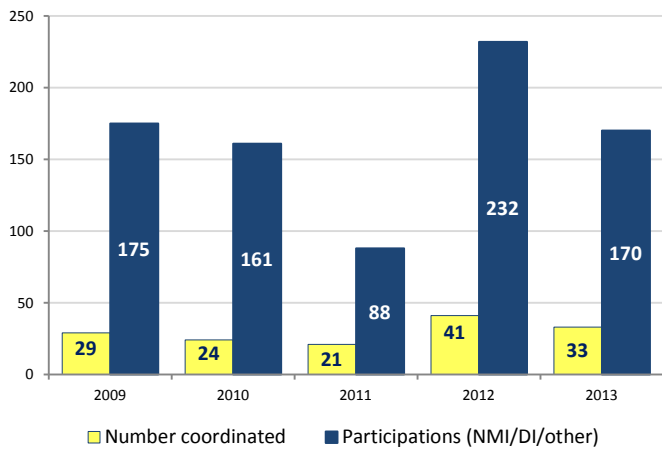


2013 - Breakdown by Department

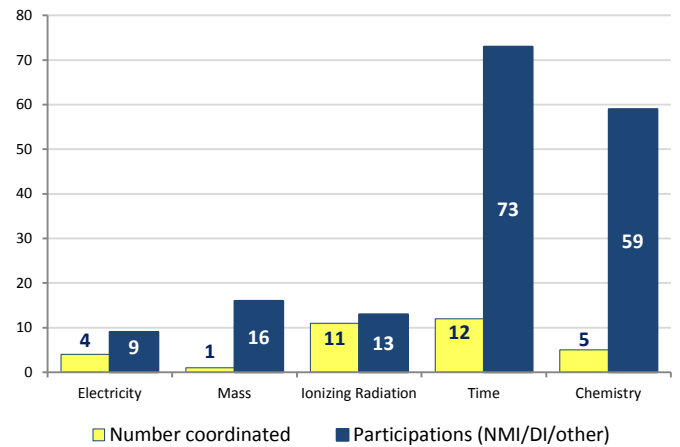


Comparisons coordinated by the BIPM

2009-2013

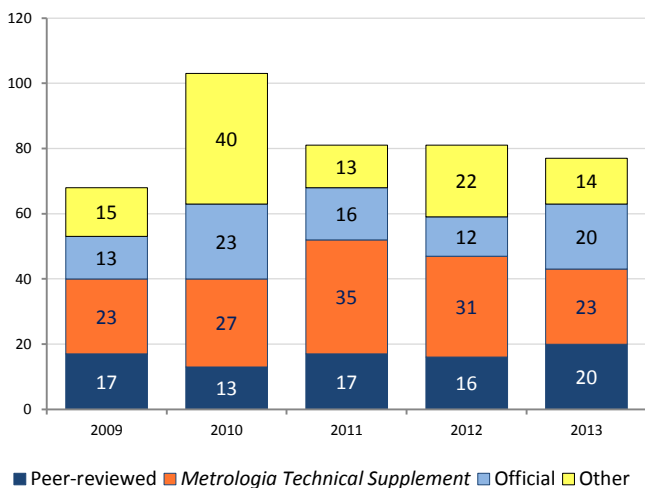


2013 - Breakdown by Department

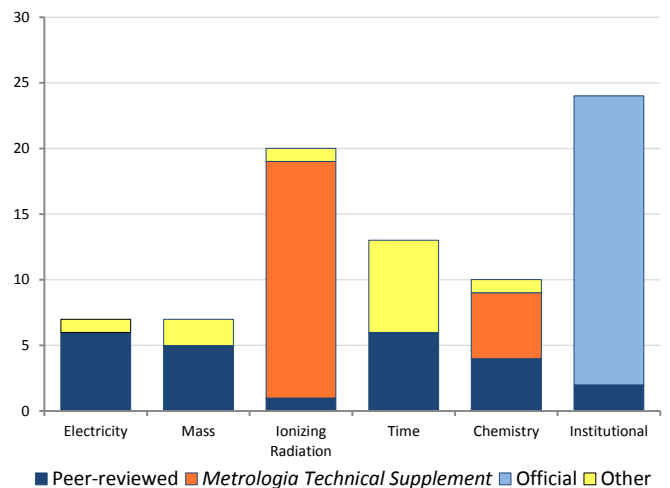


BIPM Publications

2009-2013

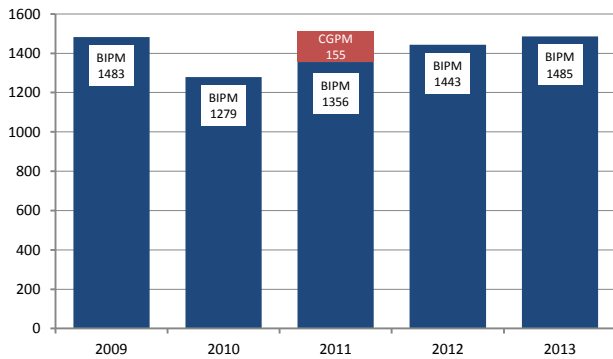


2013 - Breakdown by Department

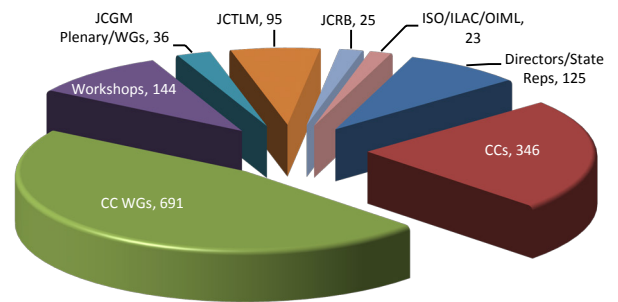


Meetings hosted at the BIPM

Attendance

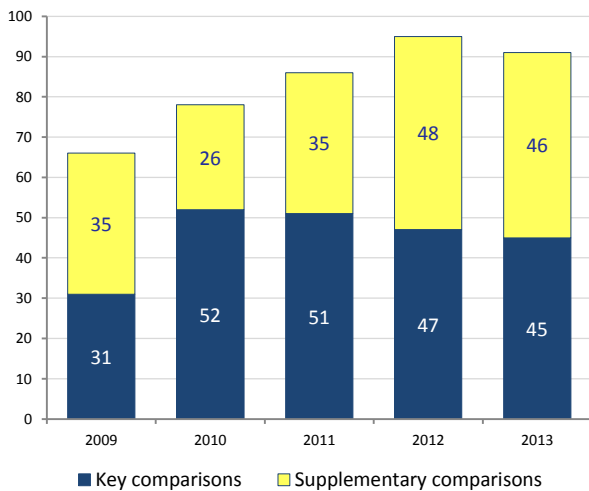


Attendance 2013

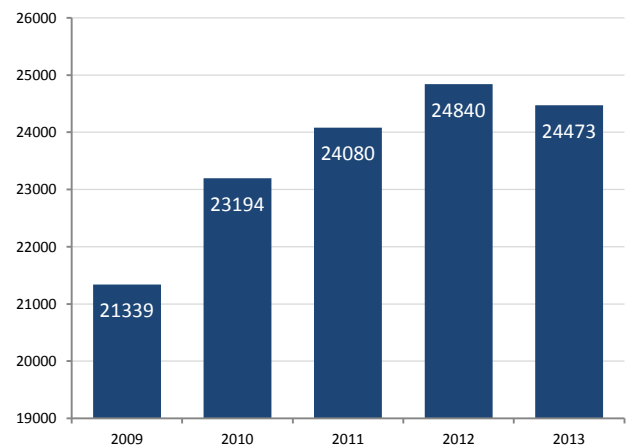


International Comparability - Data from the KCDB

Number of new comparisons registered in the KCDB



Total number of CMCs registered at 31st December



The mission of the BIPM is to ensure and promote the global comparability of measurements, including providing a coherent international system of units for:

- Scientific discovery and innovation,
- Industrial manufacturing and international trade,
- Sustaining quality of life and the global environment.

Reproduction Service

30, Boulevard Verd de Saint-Julien
92190 Meudon