

Final Report

4 September 2006

**Report to the CCT on Key Comparison EUROMET. T-K3
(EUROMET Project 552)**

**Comparison of the realisations of the ITS-90
from 83,805 8 K to 692,677 K**

Prepared by

E. Renaot (coordinator), Y. Hermier, M. Valin and G. Bonnier

Institut National de Métrologie (BNM-INM/CNAM)*

Conservatoire National des Arts et Métiers

61 Rue du LANDY

93210 La Plaine Saint Denis

France

Eliane Renaot

Fax : 33 1 42 71 37 36

Tel : 33 1 40 27 20 21

e-mail : renaot@cnam.fr

***LNE-INM/CNAM since 1 January 2005**

Contents

| | |
|--|----|
| 1. Introduction | 4 |
| 1.1 Scheme of the organization of the comparison..... | 5 |
| 1.2 Participating Laboratories..... | 6 |
| 2. Protocol | 9 |
| 3. Devices used in the comparison | 9 |
| 4. Laboratory report | 11 |
| 5. Loop results | 11 |
| Loop 1 – Co-pilot SMU..... | 11 |
| Loop 2 – Co-pilot IMGC..... | 14 |
| Loop 3 – Co-pilot NMi-VSL..... | 18 |
| Loop 4 – Co-pilot PTB..... | 22 |
| Loop 5 – Co-pilot NPL..... | 26 |
| 6. Uncertainties | 29 |
| 7. Additional Uncertainties | 30 |
| 7.1 Uncertainty due to the instability of the circulated SPRTs..... | 30 |
| 7.2 Uncertainty due to the repeatability of the BNM-INM/CNAM calibration..... | 31 |
| 8. EUROMET Reference Value | 32 |
| 8.1 Designation of the EUROMET Reference Value..... | 33 |
| 8.2 $(T_{Labij} - T_{wm552})$ computation..... | 34 |
| 9. Values of $(T_{Labij} - T_{wm552})$ and the associated uncertainty $U_{(T_{Labij} - T_{wm552})}$ | 39 |
| 9.1 Zinc fixed point..... | 39 |
| 9.2. Tin fixed point..... | 41 |
| 9.3. Indium fixed point..... | 43 |
| 9.4. Gallium fixed point..... | 46 |
| 9.5. Mercury fixed point..... | 48 |
| 9.6. Argon fixed point..... | 51 |
| 10. Linkage between EUROMET 552 and CCT-K3 | 53 |
| 10.1 Hypothesis..... | 53 |
| 10.2 Uncertainty linked with the reproducibility of $T_{(P \text{ or } CP_j)_{mean}}$ | 60 |
| 11. Bilateral Equivalence | 61 |
| 11.1 Bilateral Equivalence for a direct comparison between two participants in the same loop of EUROMET 552..... | 61 |
| 11.2 Bilateral Equivalence for a direct comparison between two participants in different loops of EUROMET 552..... | 62 |

| | |
|---|------------|
| 11.3 Bilateral Equivalence between the participants in EUROMET 552 and CCT-K3 | 63 |
| 12. Conclusion | 64 |
| Appendix A. Technical protocol | 66 |
| Appendix B. Instrumentation details | 82 |
| Appendix C. Uncertainties budgets | 101 |
| C1. Freezing point of Zinc | 101 |
| C2. Freezing point of Tin | 106 |
| C3. Freezing point of Indium | 111 |
| C4. Melting point of Gallium | 116 |
| C5. Triple point of Mercury | 121 |
| C5. Triple point of Argon | 126 |

1.Introduction

EUROMET. Project 552 was initiated by EUROMET during its meeting in March 2000. It was defined as the comparison of the European local realisation of ITS-90 from the triple point of Ar (83,805 8 K) to the freezing point of Zinc (692,677 K) using long-stem SPRTs. This project was intended to be the Regional Key comparison corresponding to CCT-K3.

All the participants have globally agreed the version 3 of the technical protocol during the EUROMET meeting in March 2001. Nevertheless, in order to take into account the suggestions coming from some participating laboratories an “amendment to the technical protocol” was established in April 2001. The technical protocol together with the amendment has been sent to the participating laboratories and to the CCT-WG7 chairman on May 2001. These documents received the approval of all the participants. The EUROMET project 552 was agreed by the CCT-WG7 as a Regional Key comparison corresponding to CCT-K3 and was named EUROMET.T-K3.

The comparison involved the 6 NMIs previously involved in CIPM key comparison CCT-K3 (BNM-INM/CNAM, SMU, IMG, NMI-VSL, NPL, PTB) and 18 European national laboratories. The comparison was divided in five different loops coordinated by a co-pilot chosen among the laboratories having participated to the CCT-K3 comparison. BNM-INM/CNAM played the role of pilot in establishing the link between the five loops.

Summary of the Work programme and the Calibration protocol:

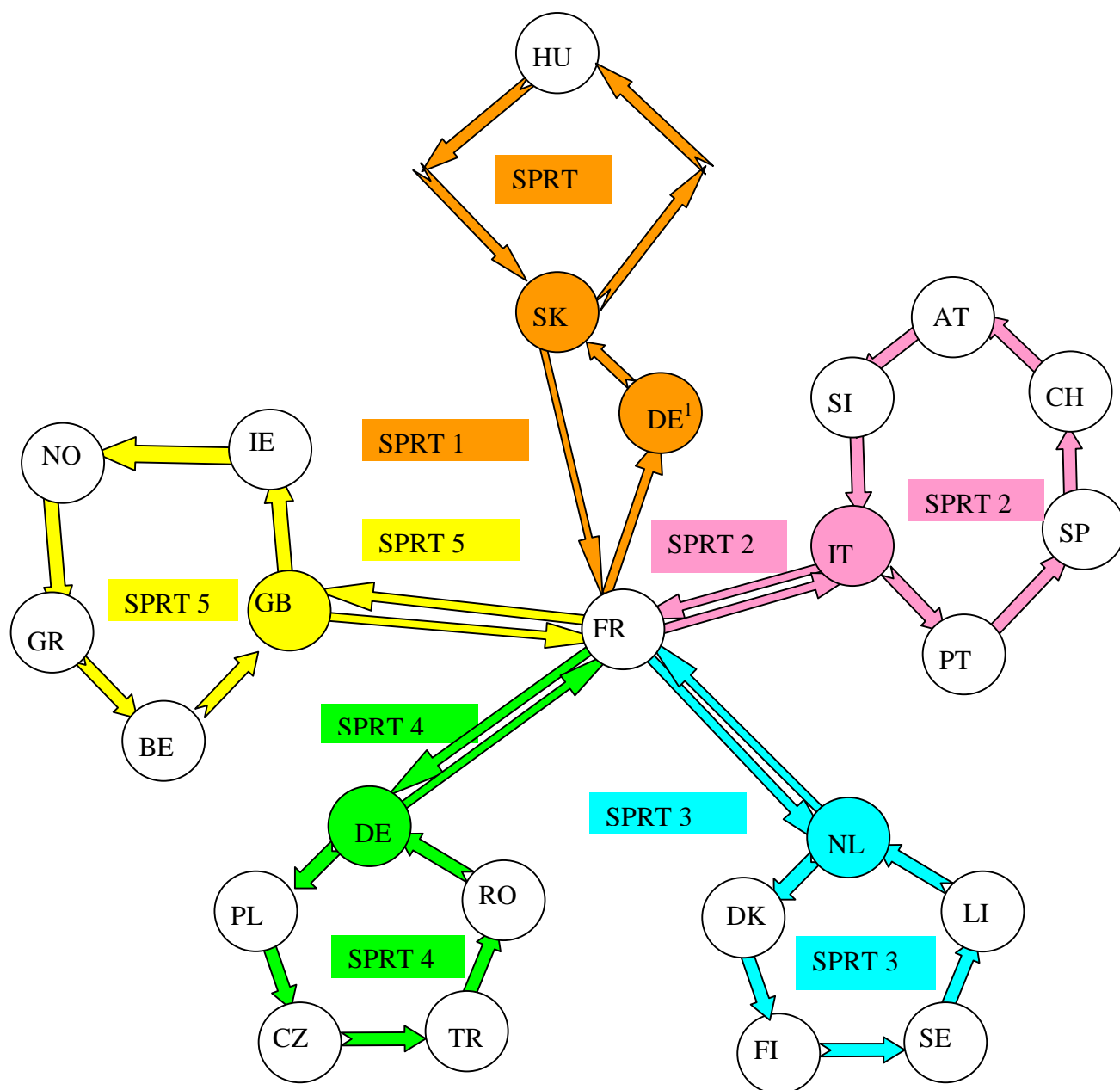
Work programme

1. The Co-pilots calibrated two SPRTs according to the protocol and hand-carried one to BNM-INM/CNAM for the linking calibration
2. On the return of the thermometer, the Co-pilot checked it before taking it to the first laboratory in its loop. If the result of the check showed a lack of stability of the first SPRT , the second SPRT was hand-carried to BNM-INM/CNAM for calibration.
3. The participants in each loop calibrated the thermometer and took it to the next laboratory
4. The Co-pilot carried out a final calibration.

Calibration protocol

After initial measurements of $R(tpw)$ and successful annealing treatment, each calibration consisted of three measurements of $R(t)$ at each fixed point, in separate realisations. Each measurement was followed by a measurement of $R(tpw)$. The order of fixed points was Zn, Sn, In, Ga, Hg, Ar, but if a fixed point was not available, it was omitted. Values of $W(t)$, and the average values, were calculated. The results were reported to the Co-pilot and BNM-INM/CNAM, with uncertainty budgets and other specified data.

1.1 Scheme of the organization of the comparison



¹ : only for measurements at Hg and In fixed points (see the Protocol Appendix A)

1.2 Participating Laboratories

AUSTRIA

Franz Adunka
Bundesamt für Eich- und
Vermessungswesen (BEV)
Arltgasse 35
A-1160 Wien,
Austria
Phone: + 43 1 49 110 537
Fax: + 43 1 49 20 875
email: F.Adunka@metrologie.at

BELGIUM

Alexandre Van Der Linden
Miruna Dobre
Service de la Métrologie (SMD)
Boulevard du Roi Albert II, 16
1000 Bruxelles
Belgium
Phone : 33 2 206 47 33 (A. van der
Linden)
33 2 206 42 10 (M. Dobre)
Fax : 33 2 206 57 43
alexandre.vanderlinden@mineco.fgov.be
miruna.dobre@mineco.fgov.be

CZECK REPUBLIC

Marek Šmíd
CMI OI Praha (CMI)
Radiová 3
102 00 Praha 10
Czech Republic
Phone : + 420 2 66020121
Fax : + 420 2 704852
email : msmid@cmi.cz

DENMARK

Anette Bronnum
Reference Laboratory for Temperature
Measurement by Contact
Danish Technological Institute (DTI)
Tecknologiparken
8000 Arhus C
Denmark
Phone : + 45 72 20 12 00
Fax : + 45 72 20 12 12
Email : Anette.Bronnum@teknologisk.dk

FINLAND

Thua Weckstrom
Centre for Metrology and Accreditation (MIKES)
POB 9 (Tekniikantie 1)
02151 Espoo
Finland
Phone :+ 358 010 6054 439
Fax : + 358 010 6054 498
email : thua.weckstrom@mikes.fi

FRANCE

Eliane Renaot, Yves Hermier, Mai. H. Valin,
Georges Bonnier,
Institut National de Métrologie (BNM-
INM/CNAM)*
292 rue Saint Martin
75141 Paris CEDEX 03
France
Phone : 33 1 40 27 20 21
Fax : 33 1 42 71 37 36
email : renaot@cnam.fr
mai-huong.valin@cnam.fr
hermier@cnam.fr
georges.bonnier@cnam.fr

* **LNE-INM/CNAM since 1 January 2005**

GERMANY

Erich Tegeler, Ute Noatsch
Physikalisch-Technische-Bundesanstalt (PTB)
Abbestraße 2-12
10587 Berlin
Germany
Phone : + 49 30 3481 525
Fax : + 49 30 3481 504
Email : Erich.Tegeler@ptb.de

GREECE

Miltiadis Anagnostou
Hellenic Institute of Metrology (EIM)
Industrial Area of Thessaloniki
Block 45
57 022 Sindos
Thessaloniki
Greece
Phone : + 30 2310 569950
Fax : + 30 2310 569996
email : miltiadis.anagnostou@eim.org.gr

HUNGARY

Emese Andras
National Office of Measures (OMH)
Németvölgyi ut 37-39
H-1124 Budapest
Hungary
Phone : 36-1-458-5963
Fax : 36-1-458-5809
Email : e.andras@omh.hu

IRELAND

Mary White
Temperature Laboratory
National Metrology Laboratory (NML)
Enterprise Ireland
Glasnevin Dublin 9
Ireland
Phone: 353 18082000
Fax: 353 1 8082026
email:
mary.white@enterprise-ireland.com

ITALY

Piero Marcarino, Peter Steur
Istituto di Metrologia "G. Colonnetti"
del Consiglio Nazionale delle Ricerche
(IMGC)
Strada delle Cacce, 73
10135 Torino
Italy
Phone : + 39 11 3977 340
Fax : + 39 11 3977 347
email : p.marcarino@imgc.cnr.it
p.steur@imgc.cnr.it

LITHUANIA

Antanas Pauzha, Vladas Augevicius
Temperature Standard Laboratory
(VMT/PFI)
Gostauto 11
2600 Vilnius
Lithuania
Phone : +370 262 67 36
Fax : + 370 262 71 23
email : pauzha@uj.pfi.lt
augevicius@uj.pfi.lt

The NETHERLANDS

Martin de Groot, Jan Nielsen
NMI Van Swinden Laboratorium B. V. (NMI-VSL)
Schoemakerstraat 97
P. O. Box 654
2600 AR Delft
The Netherlands
Phone: + 31 15 269 16 61
Fax : 31 15 269 15 15
Email : mdegroot@nmi.nl
jnielsen@nmi.nl

NORWAY

Fridtjov Helgesen
Senior Engineer
Justervesenet (JV)
Thermometry / Hygrometry
Fetveien 99
2007 Kjeller
Norway
Phone: + 47 64 84 84 61
Fax : + 47 64 84 84 85
email: fh@justervesenet.no

POLAND

Wladyslaw Roszkowski, Elzbieta Grudniewicz,
Romuald Kuna,
Temperature Laboratory
Central Office of Measures (GUM)
ul. Elektoralna 2
00-950 Warsaw
Poland
Phone: + 48 22 581 9432
Fax: + 48 22 581 9395
email: physchem@gum.gov.pl

PORTUGAL

Eduarda Filipe, Isabel Lobo
Instituto português da Qualidade (IPQ)
Rua Antonio Gao
2829-513 Caparica
Portugal
Phone : + 351 21 294 81 61
Fax : + 351 21 294 81 88
Email : efilipe@mail.ipq.pt

ROMANIA

Sonia Gaita
Biroul Roman de Metrologie Legala
Institutul National de Metrologie (INM)
Sos. Vitan-Barzesti 11, Sector 4
Bucuresti 042122
Romania
Phone : 40 744 35 22 63
Fax : 40 213 34 53 45
email : soniagaita@hotmail.com

SPAIN

Vicente Chimenti
Centro Espanol de Metrologia (CEM)
Alfar, 2
28760 TRES CANTOS
Madrid
Spain
Phone : + 34 918 074 714
Fax : 34 918 074 807
email : vchimenti@cem.es

SWEDEN

Jan Ivarsson
Swedish National Testing and Research
Institute (SP)
Physical Measurements
P. O. Box 857
SE-501 15 BORÅS
SWEDEN
Phone: + 46 33 16 54 42
Fax: + 46 33 16 56 20
email: jan.ivarsson@sp.se

SLOVAKIA

Stanislav Duris, Ranostaj Juraj
Thermometry and Radiometry
Laboratory
Slovak Institute of Metrology (SMU)
Karloveska 63
842 55 Bratislava
Slovakia
Phone: 42 17 60294277
Fax: 42 17 65429592
email: duris@smu.gov.sk
ranostaj@smu.gov.sk

SLOVENIA

Jovan Bojkovski
Laboratory of Metrology and Quality
Faculty of Electrical Engineering (MIRS/FE-
LMK)
Trzaska 25
1000 Ljubljana
Slovenia
Phone: + 386 1 4768 798
Fax: + 386 1 4264 633
Email : jovan.bojkovski@fe.uni-lj.si

SWITZERLAND

Anton Steiner
Swiss Federal Office of Metrology and
Accreditation (METAS)
Lindenweg 50
3003 Bern-Wabern
Switzerland
Phone : + 41 31 32 33 371
Fax : + 41 31 32 33 210
Email : anton.steiner@metas.ch

TURKEY

Sevilay Ugur
TUBITAK
Ulusal Metroloji Enstitusu (UME)
Anibal Caddesi
MAM Kampusu
Besevler-Gebze
KOCAELI-TURKEY
Phone : 90 262 646 63 55:/Ext. 245
Fax : 90 262 646 5914
email: sevilay.ugur@ume.tubitak.gov.tr

UNITED KINGDOM

Jayne Gray
Stephen Bruce
Richard Rusby
David Head
National Physical Laboratory (NPL)
Queens road
Teddington
Middlesex
TW11 OLW
United Kingdom
Phone : + 44 20 8943 7036
Fax : + 44 20 8943 6364
email : richard.rusby@npl.co.uk

2. Protocol

The Protocol of the EUROMET Project 552 (cf Appendix A) has been sent to the co-pilots, to all participants and to the CCT-WG 7. In order to take into account the comments of the participants the Protocol has been completed by one “Amendment” (cf Appendix). All participants have approved them (Protocol + amendment) before the measurements began. The EUROMET project 552 has been accepted by the CCT-WG7 as the regional KC corresponding to CCT-K3 with the name “EUROMET.T-K3”.

Due to different reasons (technical or otherwise) it was not possible to follow the provisional time schedule. The corrected schedule of comparisons is shown below. It takes into account the delay of some laboratories in the sending of their report.

Loop 1 (co-pilot SMU, participant: BNM-INM/CNAM, OMH)
From March 2003 to July 2004

Loop 2 (co-pilot IMGCC, participants: BNM-INM/CNAM, CEM, METAS, BEV, MIRS/FE-LMK, IPQ)
From January 2001 to August 2004

Loop 3: (co-pilot NMI-VSL, participants: BNM-INM/CNAM, MIKES, DTI, SP, VMT/PFI)
From January 2001 to January 2004

Loop 4: (co-pilot PTB, participants: BNM-INM/CNAM, GUM, CMI, INM, UME)
From January 2001 to November 2003

Loop 5: (co-pilot NPL, participants: BNM-INM/CNAM, JV, EIM, SMD, NML)
From September 2003 to October 2004

3. Devices used in the comparison

In preparation for the comparison the co-pilots selected and calibrated two SPRTs. One of these SPRTs was sent to BNM-INM/CNAM for calibration.

BNM-INM/CNAM received the 5 circulating SPRTs on Spring 2001 and calibrated them from June 2001 to January 2002. A BNM-INM/CNAM thermometer was included in this calibration run (only for Ga, In, Sn and Zn fixed points).

Table 1 : List of the SPRT included in the first calibration run by BNM-INM/CNAM

| Co-pilot or Pilot | Circulating SPRT |
|--------------------------|------------------------------|
| PTB | YSI 8167 – 25 n° H99S4807 |
| NMI-VSL | Tinsley 5187 n° 274686 |
| NPL | Tinsley 5187 n° 275079 |
| IMGCC | Hart scientific 5681 n° 1283 |
| SMU | Hart scientific 5681 n° 1256 |
| BNM-INM/CNAM | Leeds & Northrup n° 1825320 |

The SPRTs were returned to the co-pilots. Then, the co-pilots determined again the reduced resistance values at Ga and Zinc points in order to check the SPRT stability.

The stability tests didn't show significant instabilities for the thermometers provided by PTB, NMI-VSL and IMG. Consequently, the circulation of the SPRTs started in the corresponding loops on the beginning of 2002.

Unfortunately, substantial differences were observed at the zinc point for the SPRT furnished by SMU and at the zinc and tin points for the SPRT supplied by NPL (temperature changes as large as 2 mK). So, after discussions between these co-pilots and the BNM-INM/CNAM, it was decided to use the second SPRT calibrated by NPL and SMU.

Due to practical difficulties BNM-INM/CNAM received NPL's new SPRT on December 2002 and the SMU's SPRT on May 2003. In order to limit the delay of the comparison, these new SPRTs were calibrated in two different runs. The BNM-INM/CNAM 1825320 thermometer was included in these calibration runs (only for Ga, In, Sn and Zn fixed points).

Table 2 : List of the SPRTs included in the second calibration run by BNM-INM/CNAM (December 2003 to February 2003)

| Co-pilot or Pilot | Circulating SPRT |
|-------------------|-----------------------------|
| NPL | Tinsley 5187 n° 269586 |
| BNM-INM/CNAM | Leeds & Northrup n° 1825320 |

Table 3 : List of the SPRTs included in the third calibration run by BNM-INM/CNAM (June 2003 to September 2003).

| Co-pilot or Pilot | Circulating SPRT |
|-------------------|-----------------------------|
| SMU | ISOTECH 670 n° 036 |
| BNM-INM/CNAM | Leeds & Northrup n° 1825320 |

By reading tables 9 and 5, one can note that the stability of the SPRTs Tinsley 269586 and ISOTECH 036 was validated at the time of the stability tests.

At the time of KC3 SMU was not able to perform measurements neither at the point of Mercury nor the point of Indium. Therefore in order to have at least two laboratories having participated to KC3 in the loop managed by SMU it was necessary to include a complementary laboratory. This complementary laboratory performed only measurements at the Indium and Mercury points on thermometers delivered by SMU. PTB agreed to take in charge this additional task and calibrated the SMU SPRT Hart scientific 5681 n° 1256.

As the results (see below) between PTB and SMU were consistent and in order to avoid:

- additional work to PTB
- more delay in the comparison

the SPRT ISOTECH 670 n° 036 was not sent to PTB for calibration at the Mercury and Indium points.

4. Laboratory report

Appendix B shows the typical parameters of the devices used in this comparison by the participants:

- bridge
- standard resistor
- fixed point cells
- immersion depth of the middle of the SPRT sensing element
- bath or furnace
- typical duration of the melting and/or freezing plateau

5. Loop results

The comparison was carried out in five loops as described section 1.1. Tables 4 to 9 present the W values given by the participants at the different fixed points. The plots in Figures 1 to 28 show the comparison results for the different loops.

The values of the uncertainties reported in Tables 4 to 9 and in Figure 1 to 28 correspond to the expanded ($k=2$) uncertainties U_{Labij} given by the participants. All the information about the uncertainty budgets are presented in chapter 6 and in Appendices A and C.

Loop 1 – Co-pilot SMU

**Table 4: Loop 1. Comparison between the PTB and SMU calibrations at the Hg and In fixed point
SPRT Hart scientific 5681 n° 1256**

| Point | PTB | | SMU | | $W_{SMU} - W_{PTB}$ | $T_{SMU} - T_{PTB}$ mK | $U_{(T_{SMU} - T_{PTB})}$ mK |
|-------|-----------|-----------|-----------|-----------|---------------------|---------------------------|---------------------------------|
| | W | U mK | W | U mK | | | |
| Hg | 0,8441580 | 0,27 | 0,8441567 | 0,70 | - 0,0000013 | - 0,33 | 0,75 |
| In | 1,6097235 | 0,86 | 1,6097256 | 0,95 | + 0,0000021 | + 0,55 | 1,28 |

The expanded uncertainty on $T_{SMU} - T_{PTB}$ is calculated using the following formula:

$$U_{(T_{PTB}-T_{SMU})} = 2 \sqrt{(u_{T_{PTB}}^2 + u_{T_{SMU}}^2)}$$

Table 4 shows that the PTB and SMU results for SPRT calibration at Hg and In are consistent.

Table 5: Loop 1. Calibration of the SPRT ISOTECH 670 n° 036

| Point | W (SMU) | U (SMU) mK | W (BNM-INM /CNAM) | U (BNM-INM /CNAM) mK | W (OMH) | U (OMH) mK | W (SMU) | U (SMU) mK |
|-------|-----------|-----------------|------------------------|------------------------------|-----------|-----------------|-----------|-----------------|
| Hg | 0,8441601 | 0,70 | 0,8441592 | 0,58 | 0,8441590 | 0,43 | 0,8441615 | 0,70 |
| Ga | 1,1181234 | 0,22 | 1,1181228 | 0,24 | 1,1181220 | 0,48 | 1,1181219 | 0,22 |
| In | 1,6097122 | 0,95 | 1,6097127 | 0,78 | | | 1,6097117 | 0,95 |
| Sn | 1,8926712 | 0,92 | 1,8926691 | 0,74 | 1,8926697 | 1,58 | 1,8926680 | 0,92 |
| Zn | 2,5686862 | 0,86 | 2,5686857 | 1,16 | 2,5686859 | 2,17 | 2,5686835 | 0,86 |

Figure 1 : Results of SPRT ISOTECH 670 n° 036 calibration – Hg

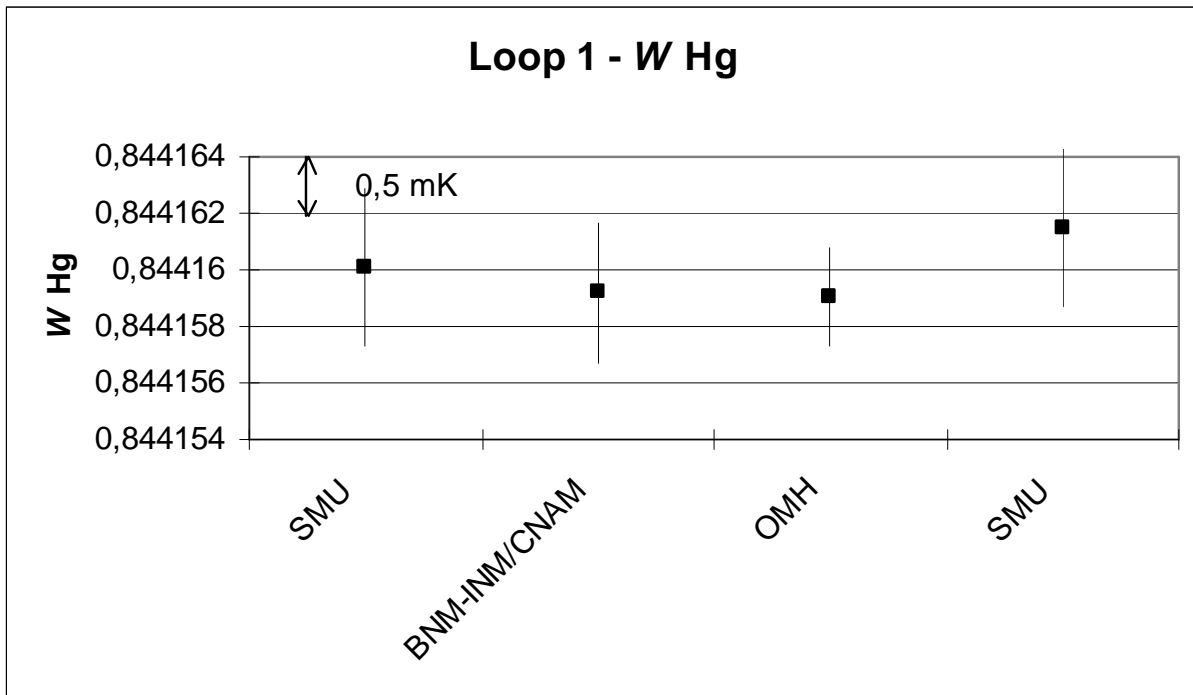


Figure 2 : Results of SPRT ISOTECH 670 n° 036 calibration – Ga

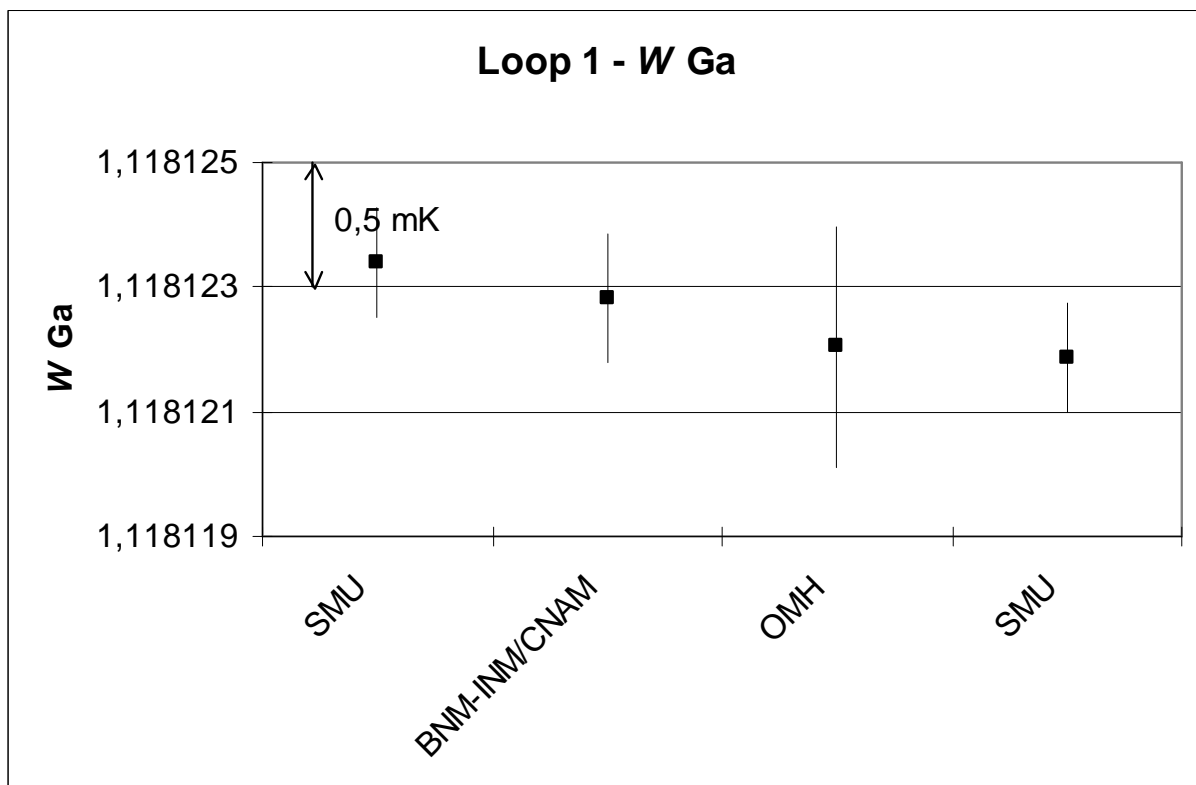


Figure 3 : Results of SPRT ISOTECH 670 n° 036 calibration – In

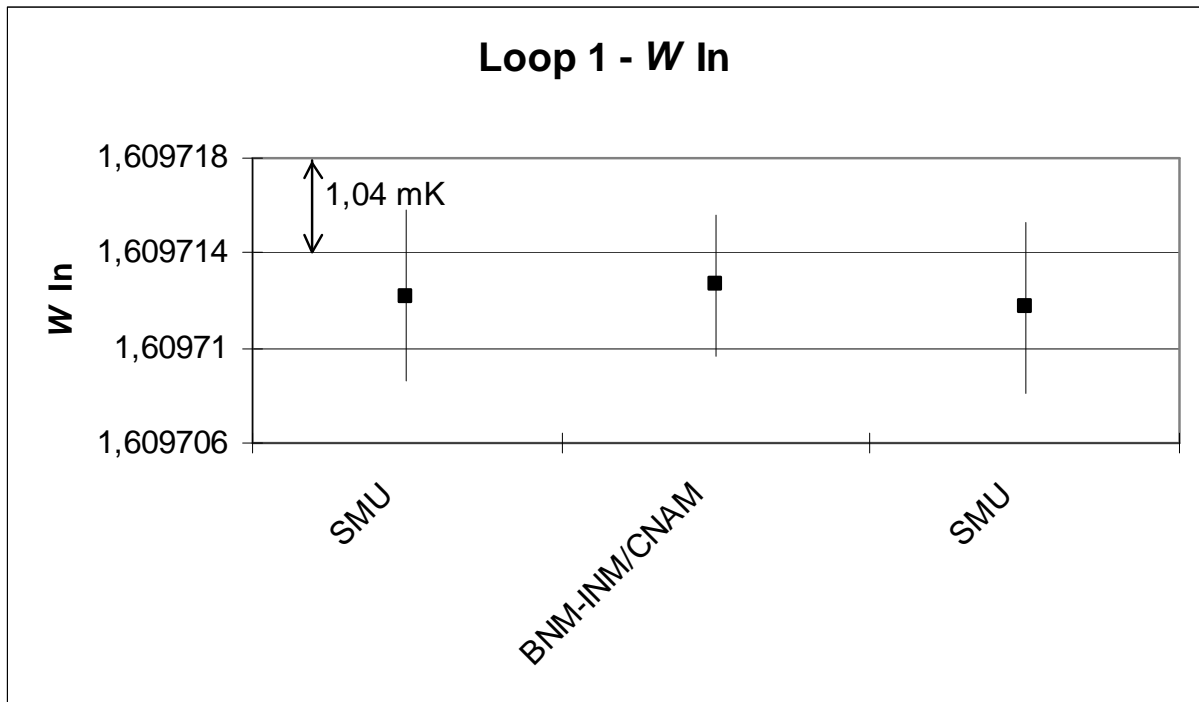


Figure 4 : Results of SPRT ISOTECH 670 n° 036 calibration – Sn

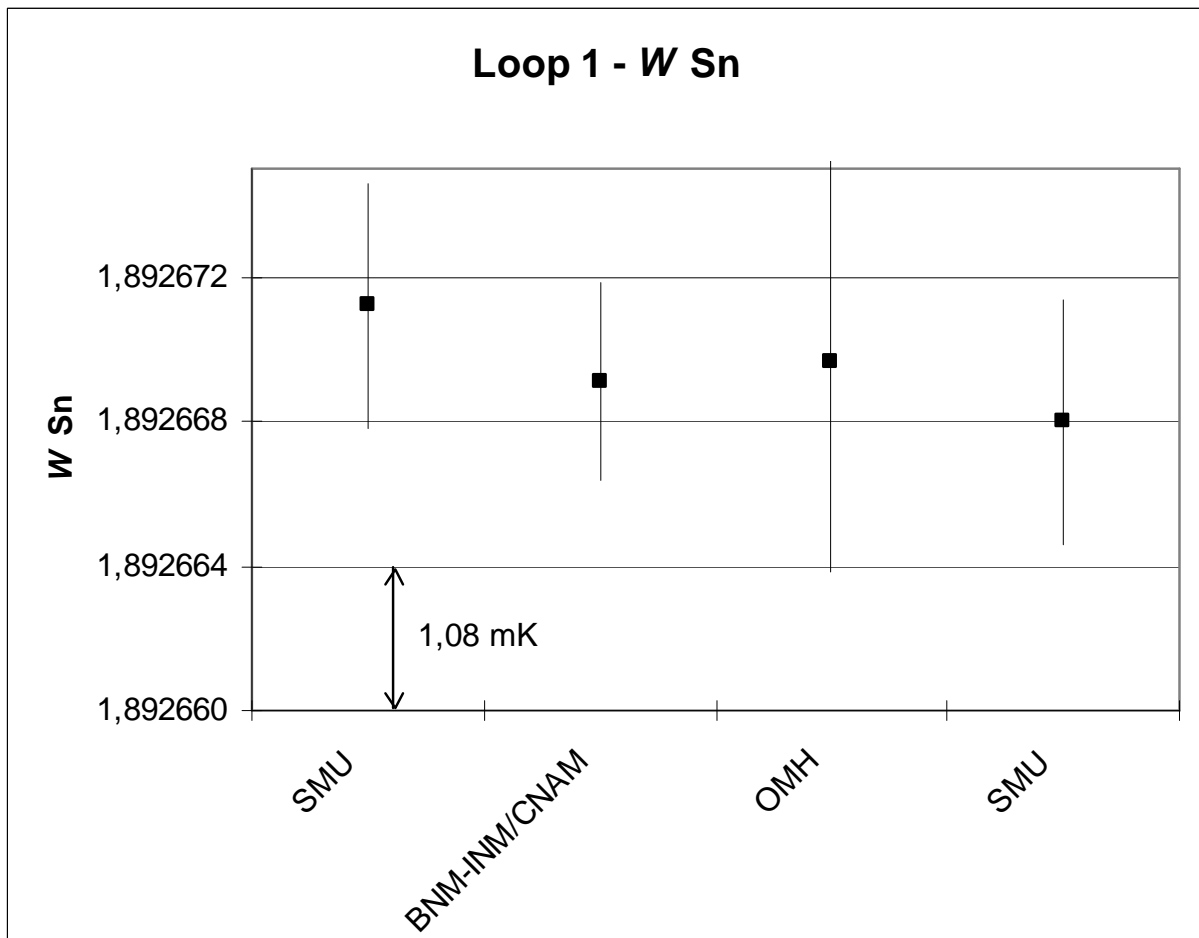
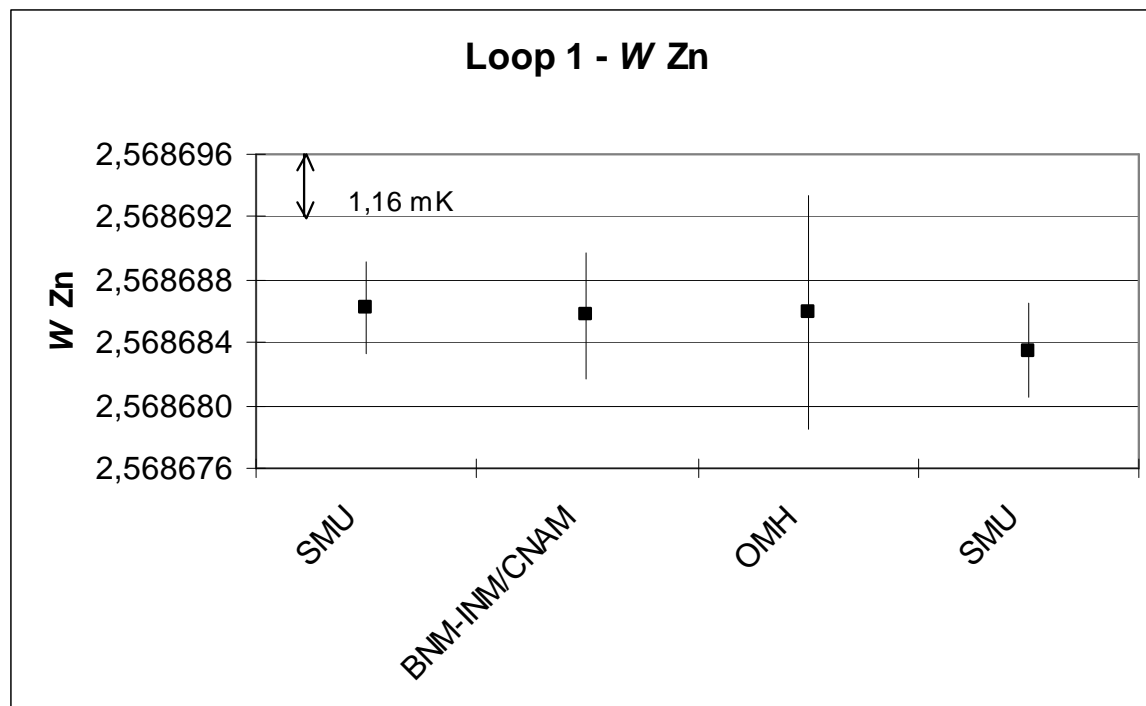


Figure 5 : Results of SPRT ISOTECH 670 n° 036 calibration - Zn



Loop 2 – Co-pilot IMGC

Table 6: Loop 2. Calibration of the SPRT Hart scientific 5681 n° 1283

| Point | W (IMGC) | U (IMGC) mK | W (BNM-INM /CNAM) | U (BNM-INM /CNAM) mK | W (CEM) | U (CEM) mK |
|-------|-----------|----------------|-------------------|-------------------------|-----------|---------------|
| Ar | 0,2159237 | 0,46 | 0,2159235 | 0,68 | 0,2159205 | 0,94 |
| Hg | 0,8441552 | 0,26 | 0,8441545 | 0,58 | 0,8441547 | 0,46 |
| Ga | 1,1181249 | 0,17 | 1,1181253 | 0,40 | 1,1181264 | 0,48 |
| In | 1,6097294 | 0,63 | 1,6097285 | 0,73 | 1,6097297 | 1,20 |
| Sn | 1,8926895 | 0,73 | 1,8926904 | 0,81 | 1,8926924 | 1,30 |
| Zn | 2,5687150 | 1,23 | 2,5687216 | 1,34 | 2,5687197 | 1,78 |

| Point | W (METAS) | U (METAS) mK | W (BEV) | U (BEV) mK | W (MIRS/FE-LMK) | U (MIRS/FE-LMK) mK |
|-------|-----------|-----------------|-----------|---------------|-----------------|-----------------------|
| Ar | 0,2159216 | 0,85 | | | 0,2159228 | 0,84 |
| Hg | 0,8441553 | 0,44 | 0,8441519 | 1,04 | 0,8441548 | 0,62 |
| Ga | 1,1181257 | 0,66 | 1,1181240 | 1,02 | 1,1181262 | 0,46 |
| In | 1,6097306 | 1,08 | 1,6097306 | 1,10 | 1,6097306 | 1,37 |
| Sn | 1,8926927 | 0,9 | 1,8926939 | 1,26 | 1,8926918 | 0,98 |
| Zn | 2,5687196 | 1,52 | 2,5687219 | 1,48 | 2,5687176 | 2,03 |

| Point | W (IPQ) | U (IPQ) mK | W (IMGC) | U (IMGC) mK |
|-------|-----------|---------------|-----------|----------------|
| Ar | 0,2159220 | 0,88 | 0,2159247 | 0,46 |
| Hg | 0,8441547 | 0,63 | 0,8441548 | 0,26 |
| Ga | 1,1181251 | 0,81 | 1,1181255 | 0,17 |
| In | 1,6097326 | 2,00 | 1,6097285 | 0,63 |
| Sn | 1,8926941 | 1,32 | 1,8926912 | 0,73 |
| Zn | 2,5687253 | 1,58 | 2,5687194 | 1,23 |

Figure 6 : Results of SPRT Hart scientific 5681 n° 1283 calibration – Ar

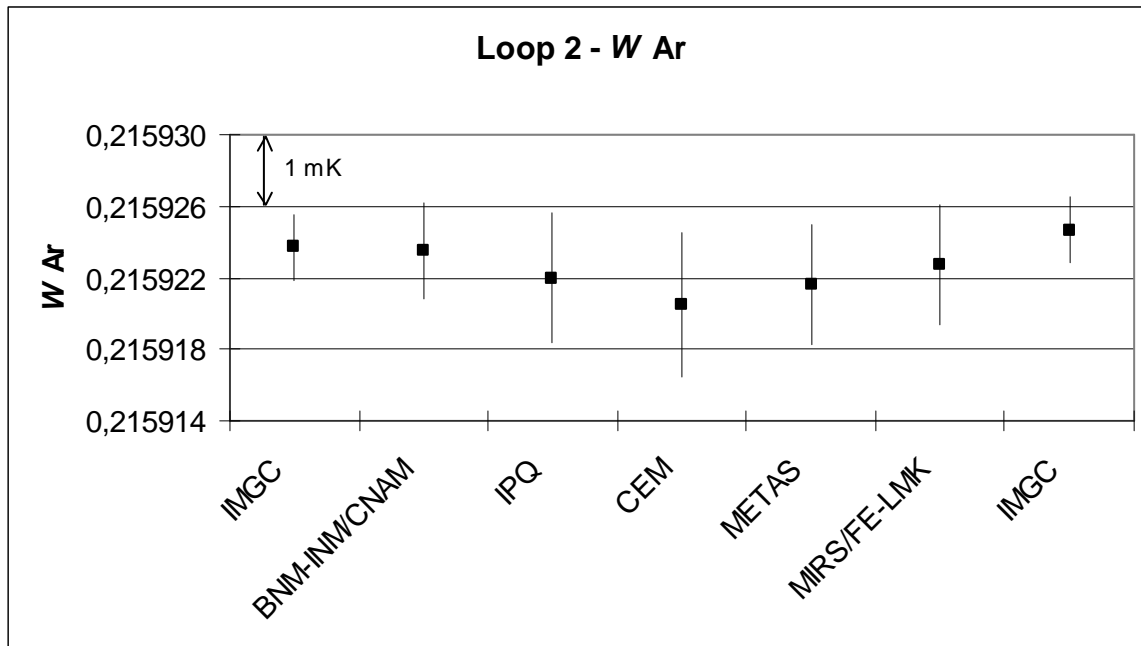


Figure 7 : Results of SPRT Hart scientific 5681 n° 1283 calibration - Hg

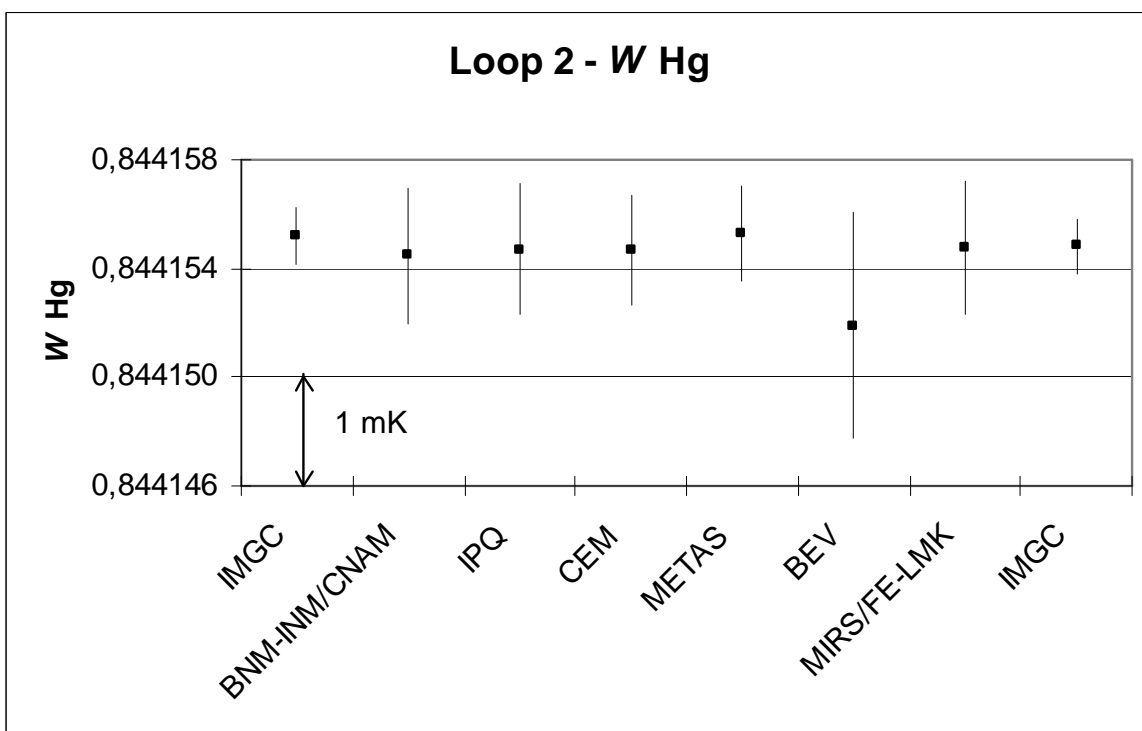


Figure 8 : Results of SPRT Hart scientific 5681 n° 1283 calibration - Ga

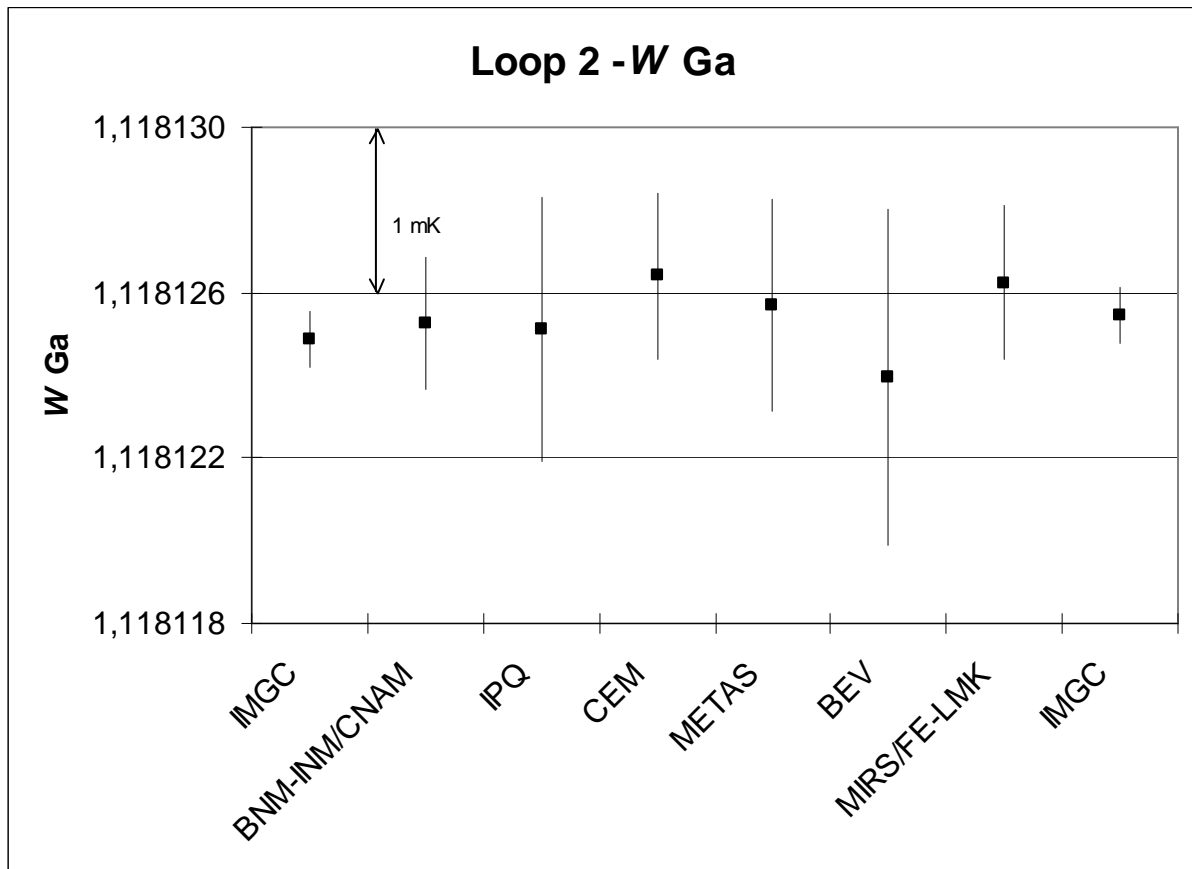


Figure 9 : Results of SPRT Hart scientific 5681 n° 1283 calibration - In

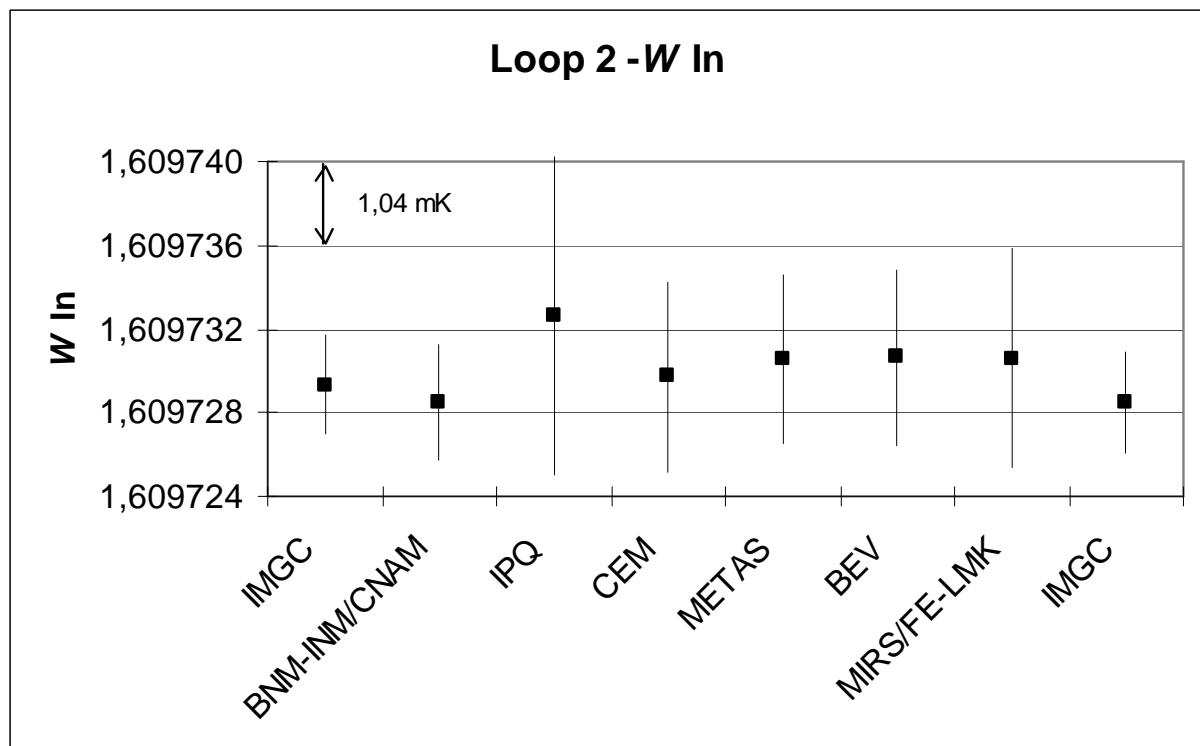


Figure 10 : Results of SPRT Hart scientific 5681 n° 1283 calibration - Sn

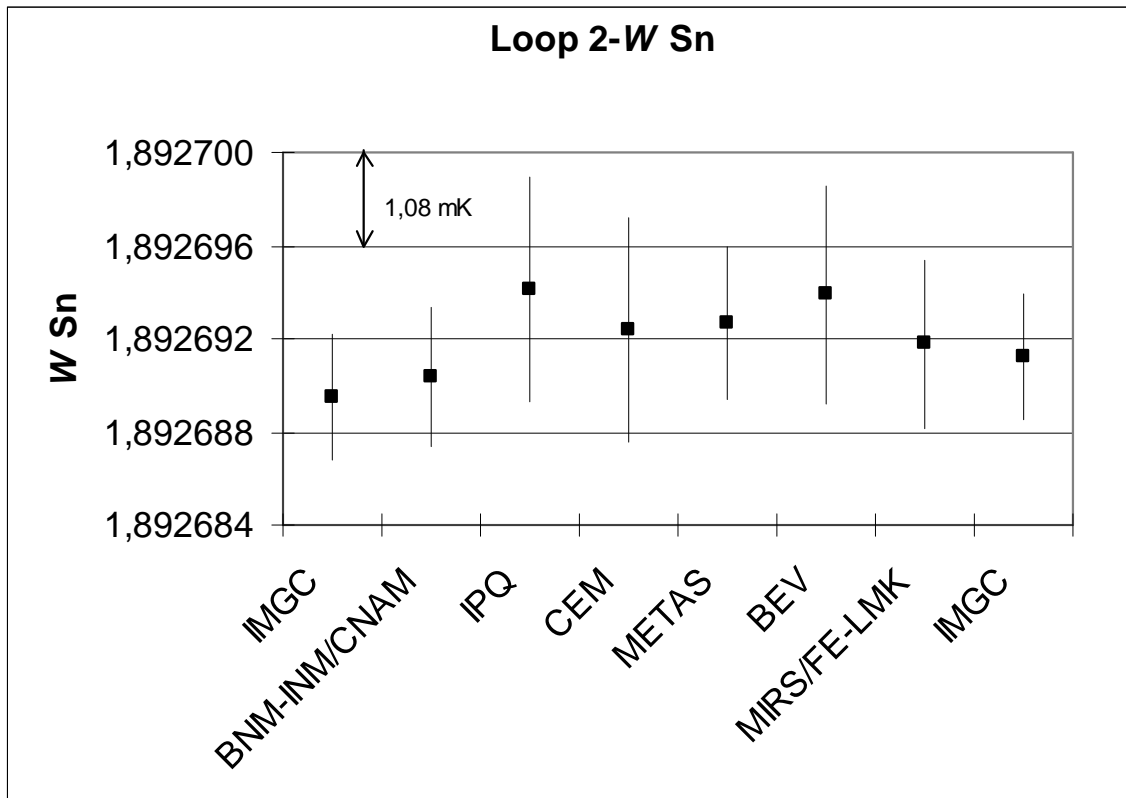
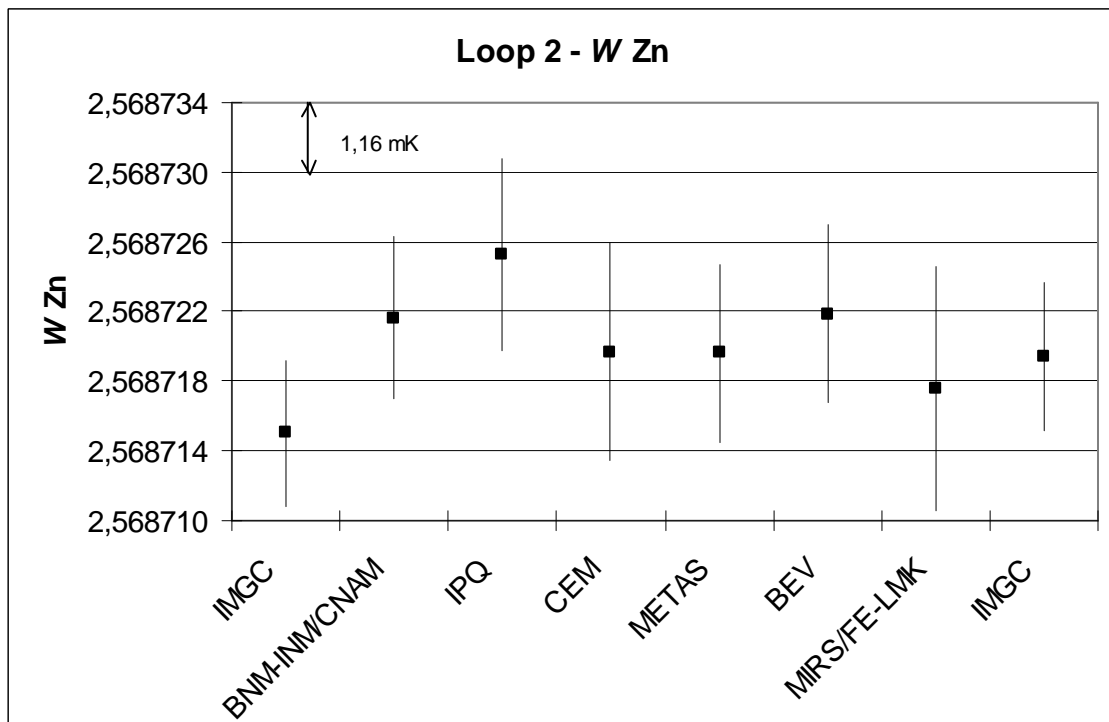


Figure 11 : Results of SPRT Hart scientific 5681 n° 1283 calibration - Zn



Loop 3 – Co-pilot NMI-VSL

Table 7: Loop 3. Calibration of the SPRT Tinsley 5187 n° 274686

| Point | <i>W</i> (NMI-VSL) | <i>U</i> (NMI-VSL) mK | <i>W</i> (BNM-INM /CNAM) | <i>U</i> (BNM-INM /CNAM) mK | <i>W</i> (DTI) | <i>U</i> (DTI) mK | <i>W</i> (MIKES) | <i>U</i> (MIKES) mK |
|-------|--------------------|--------------------------|--------------------------|--------------------------------|----------------|----------------------|------------------|------------------------|
| Ar | 0,2159873 | 0,31 | 0,2159873 | 0,68 | | | 0,2159855 | 1,06 |
| Hg | 0,8441655 | 0,29 | 0,8441645 | 0,58 | 0,8441761 | 3,06 | 0,8441656 | 0,75 |
| Ga | 1,1181173 | 0,32 | 1,1181174 | 0,30 | 1,1181172 | 0,58 | 1,1181178 | 0,64 |
| In | 1,6096869 | 0,46 | 1,6096879 | 0,87 | 1,6096874 | 2,12 | 1,6096879 | 1,97 |
| Sn | 1,8926337 | 0,66 | 1,8926323 | 0,76 | 1,8926306 | 1,89 | 1,8926302 | 1,20 |
| Zn | 2,5686178 | 0,9 | 2,5686217 | 1,31 | 2,5686193 | 1,95 | 2,5686194 | 1,50 |

| Point | <i>W</i> (SP) | <i>U</i> (SP) mK | <i>W</i> (VMT/PFI) | <i>U</i> (VMT/PFI) mK | <i>W</i> (NMI-VSL) | <i>U</i> (NMI-VSL) mK |
|-------|---------------|---------------------|--------------------|--------------------------|--------------------|--------------------------|
| Ar | 0,2159881 | 0,85 | | | 0,2159862 | 0,30 |
| Hg | 0,8441657 | 0,80 | 0,8441652 | 0,56 | 0,8441663 | 0,23 |
| Ga | 1,1181186 | 0,53 | 1,1181170 | 0,51 | 1,1181168 | 0,32 |
| In | 1,6096896 | 1,21 | | | 1,6096866 | 0,39 |
| Sn | 1,8926318 | 1,05 | 1,8926322 | 1,52 | 1,8926321 | 0,54 |
| Zn | 2,5686173 | 1,35 | 2,5686175 | 1,66 | 2,5686141 | 0,79 |

Figure 12 : Results of SPRT Tinsley 5187 n° 274686 calibration – Ar

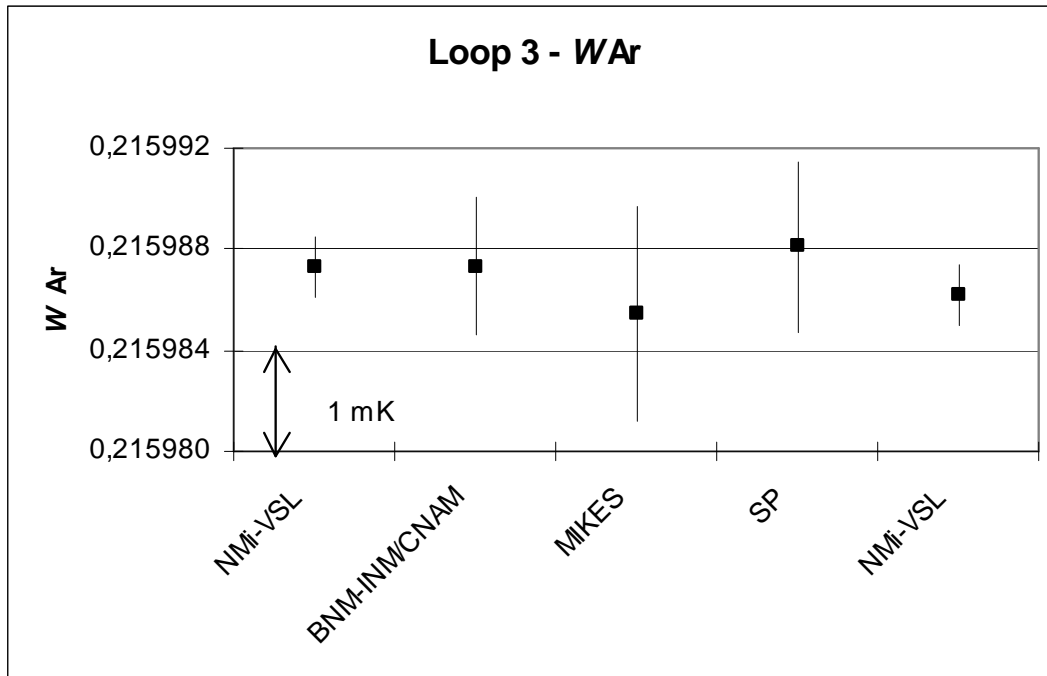


Figure 13 : Results of SPRT Tinsley 5187 n° 274686 calibration – Hg

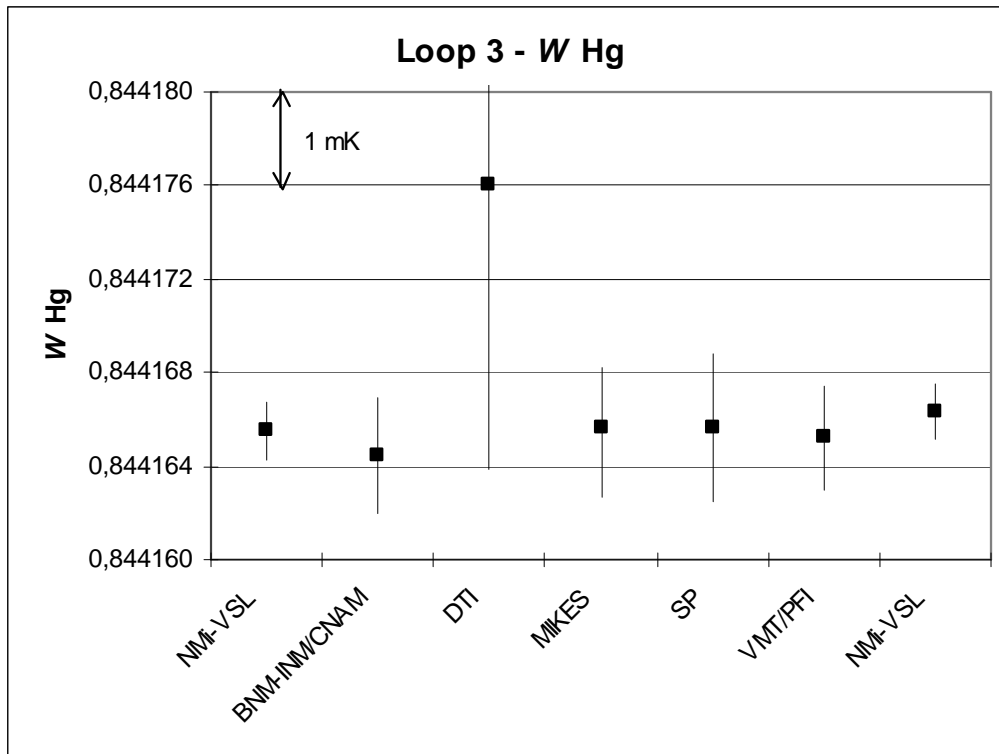


Figure 14 : Results of SPRT Tinsley 5187 n° 274686 calibration – Ga

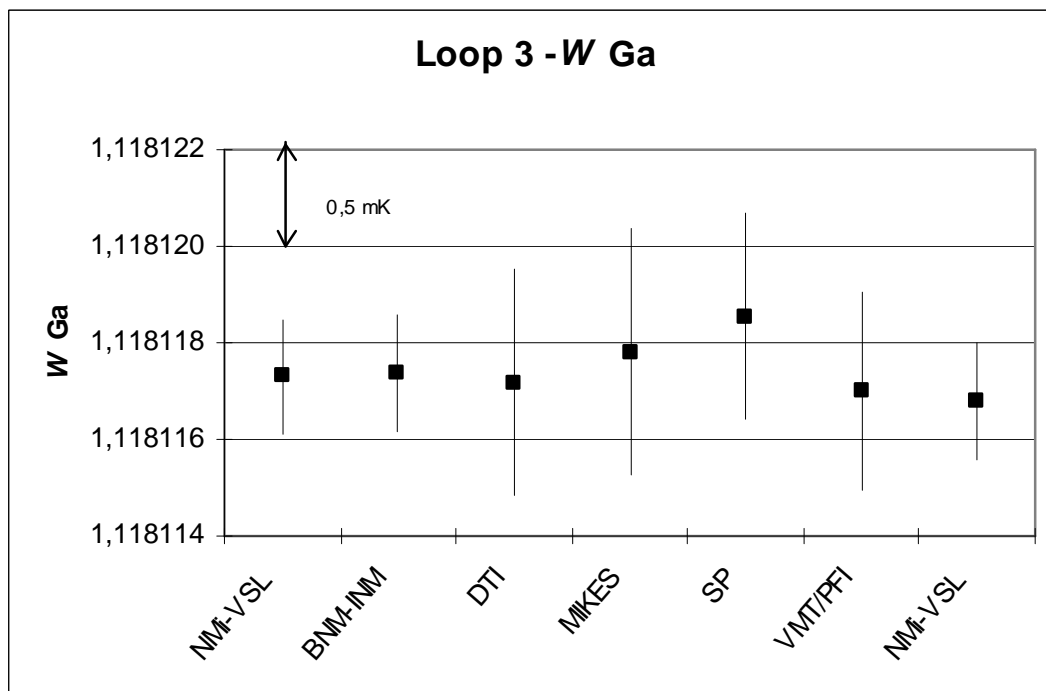


Figure 15 : Results of SPRT Tinsley 5187 n° 274686 calibration – In

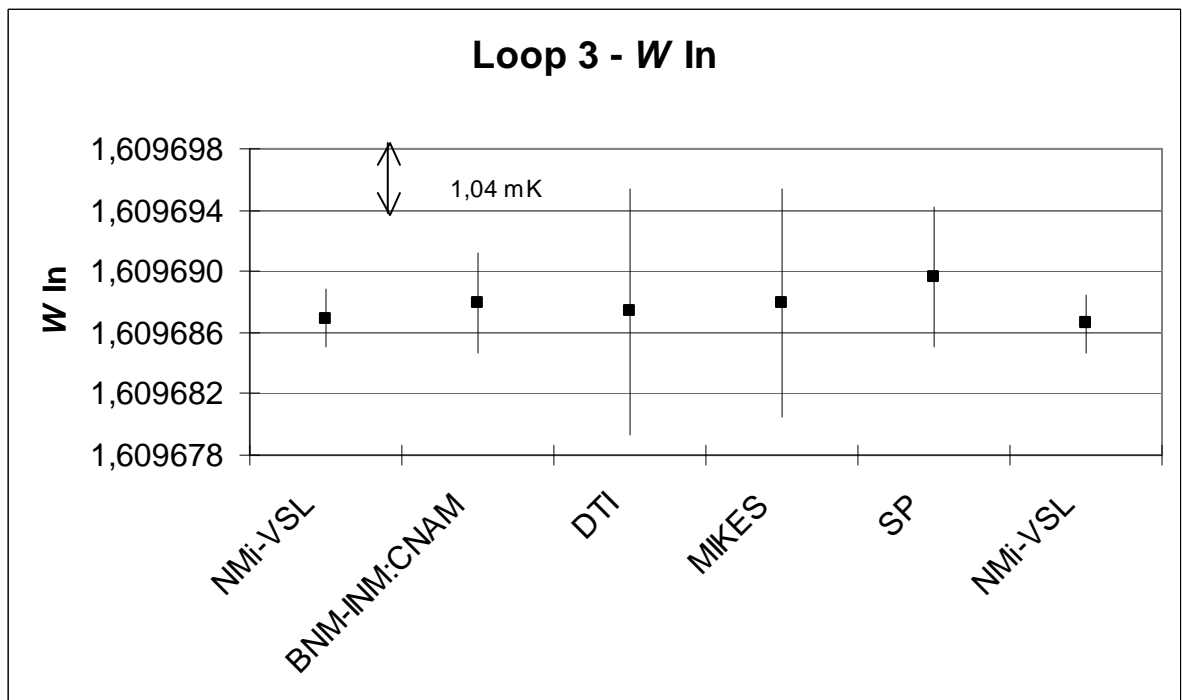


Figure 16 : Results of SPRT Tinsley 5187 n° 274686 calibration – Sn

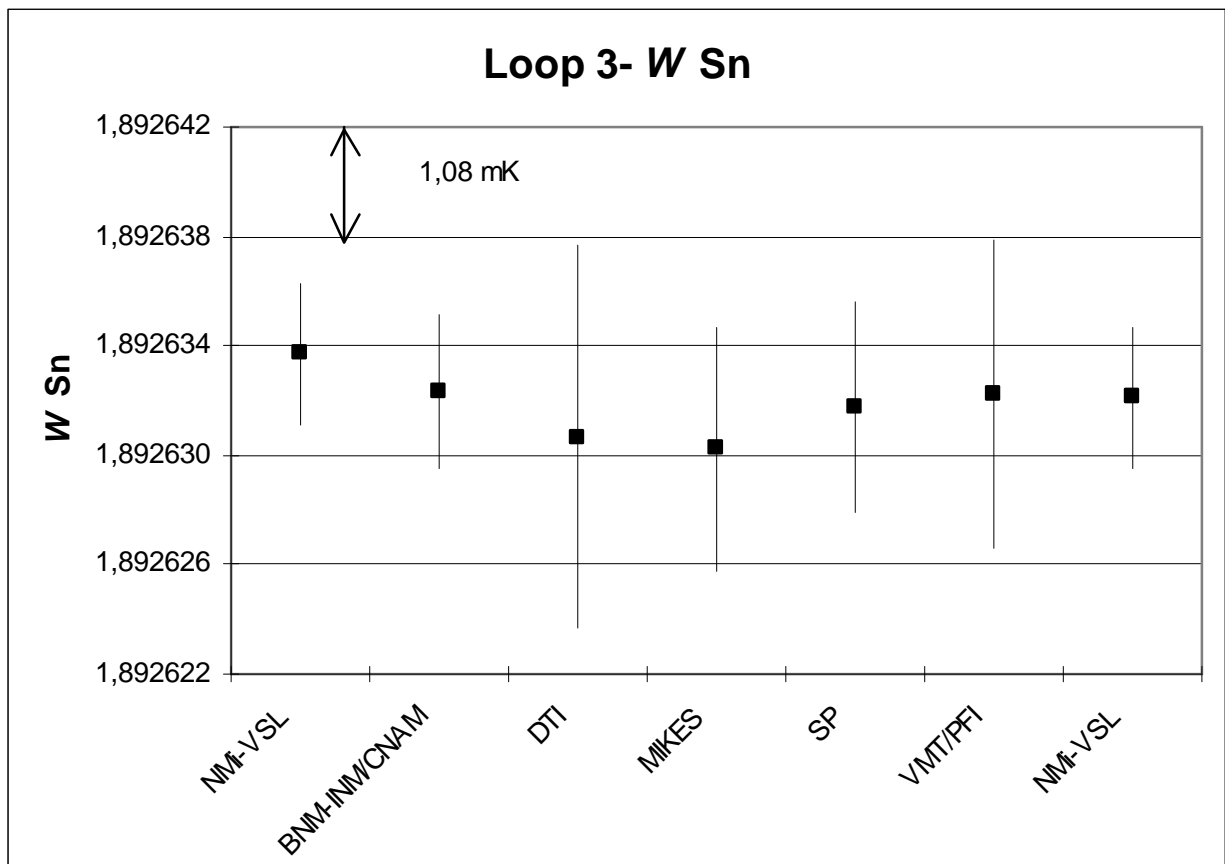
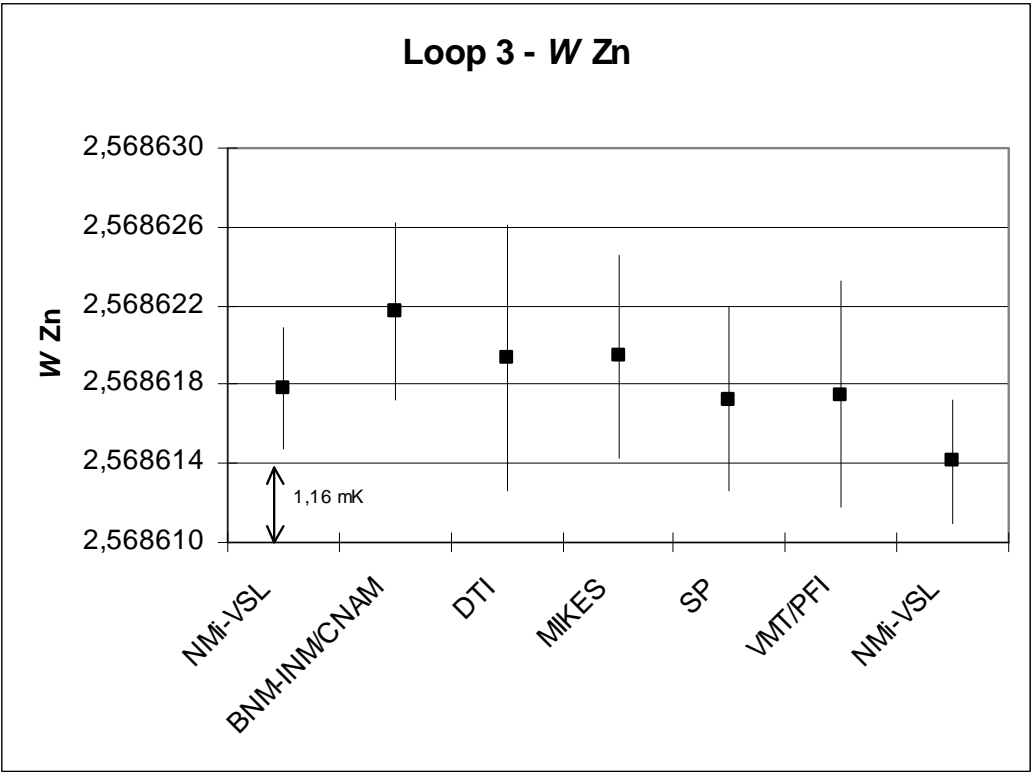


Figure 17 : Results of SPRT Tinsley 5187 n° 274686 calibration – Zn



Loop 4 – Co-pilot PTB

Table 8: Loop 4. Calibration of the SPRT YSI 8167 n° H99S4807

| Point | W (PTB) | U (PTB) mK | W (BNM-INM /CNAM) | U (BNM-INM /CNAM) mK | W (CMI) | U (CMI) mK |
|-------|-----------|---------------|----------------------|----------------------------|-----------|---------------|
| Ar | 0,2161162 | 0,67 | 0,2161180 | 0,68 | | |
| Hg | 0,8441923 | 0,28 | 0,8441915 | 0,58 | 0,8441925 | 0,64 |
| Ga | 1,1180981 | 0,27 | 1,1180972 | 0,32 | 1,1180983 | 0,54 |
| In | 1,6095850 | 0,86 | 1,6095834 | 0,92 | 1,6095888 | 1,14 |
| Sn | 1,8924820 | 0,84 | 1,8924805 | 0,95 | 1,8924803 | 0,89 |
| Zn | 2,5683483 | 1,34 | 2,5683534 | 1,30 | 2,5683507 | 1,28 |

| Point | W (UME) | U (UME) mK | W (GUM) | U (GUM) mK | W (INM Ro) | U (INM Ro) mK | W (PTB) | U (PTB) mK |
|-------|-----------|---------------|-----------|---------------|------------|------------------|-----------|---------------|
| Ar | 0,2161132 | 0,79 | 0,2161143 | 0,90 | 0,2161187 | 0,80 | 0,2161173 | 0,67 |
| Hg | 0,8441900 | 0,65 | 0,8441919 | 0,69 | 0,8441954 | 0,80 | 0,8441928 | 0,28 |
| Ga | 1,1180977 | 0,55 | 1,1180983 | 0,57 | 1,1180982 | 0,44 | 1,1180983 | 0,27 |
| In | 1,6095849 | 1,68 | 1,6095906 | 1,31 | 1,6095690 | 4,94 | 1,6095843 | 0,86 |
| Sn | 1,8924797 | 1,18 | 1,8924789 | 1,22 | 1,8924716 | 2,76 | 1,8924818 | 0,84 |
| Zn | 2,5683487 | 1,53 | 2,5683546 | 1,42 | 2,5683446 | 3,60 | 2,5683492 | 1,34 |

Figure 18 : Results of SPRT YSI 8167 n° H99S4807 – Ar

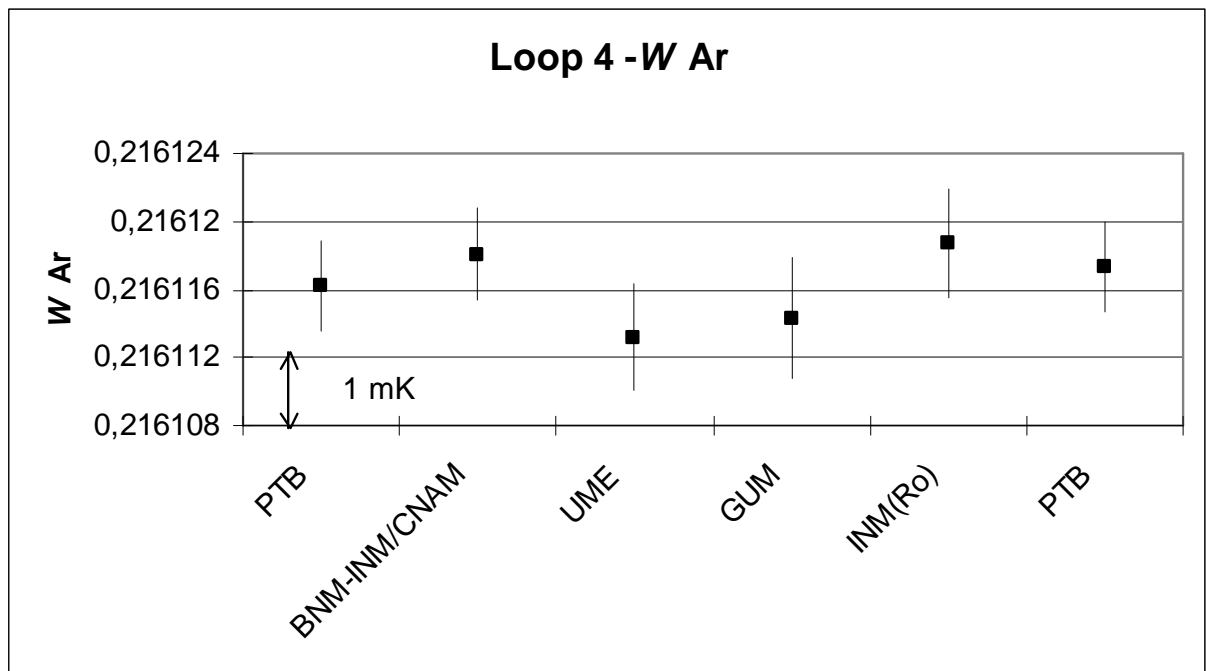


Figure 19 : Results of SPRT YSI 8167 n° H99S4807 – Hg

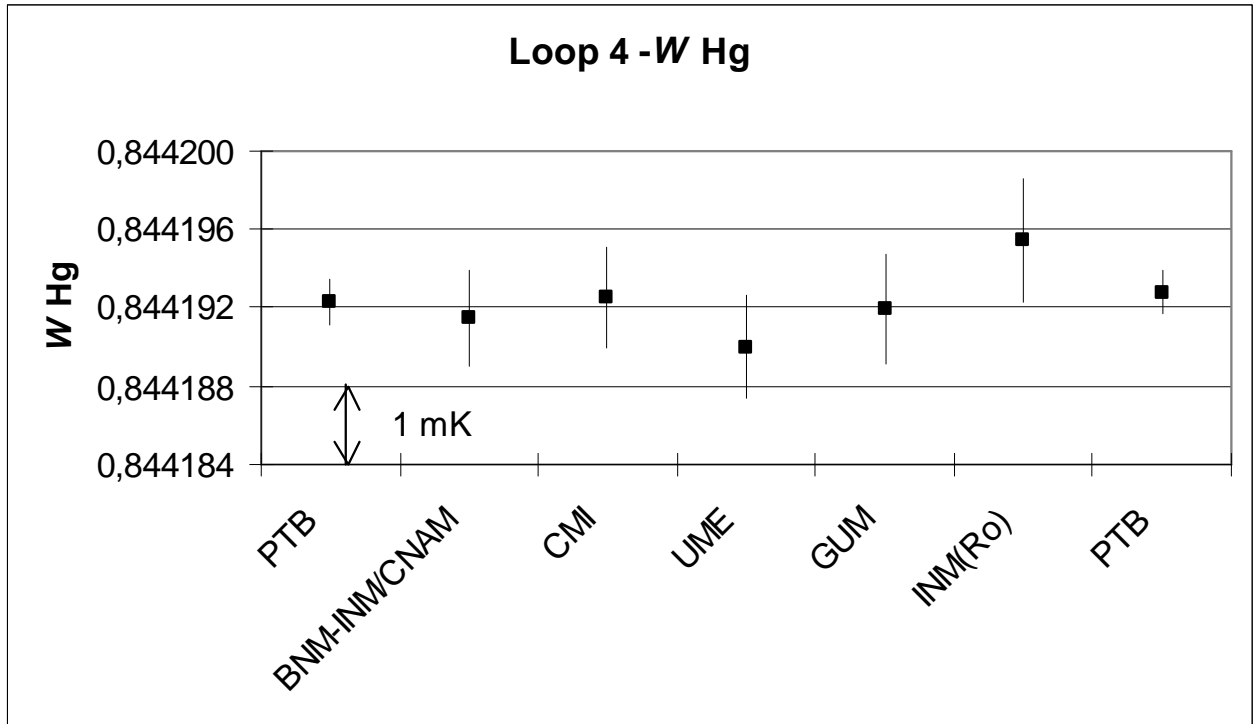


Figure 20 : Results of SPRT YSI 8167 n° H99S4807 – Ga

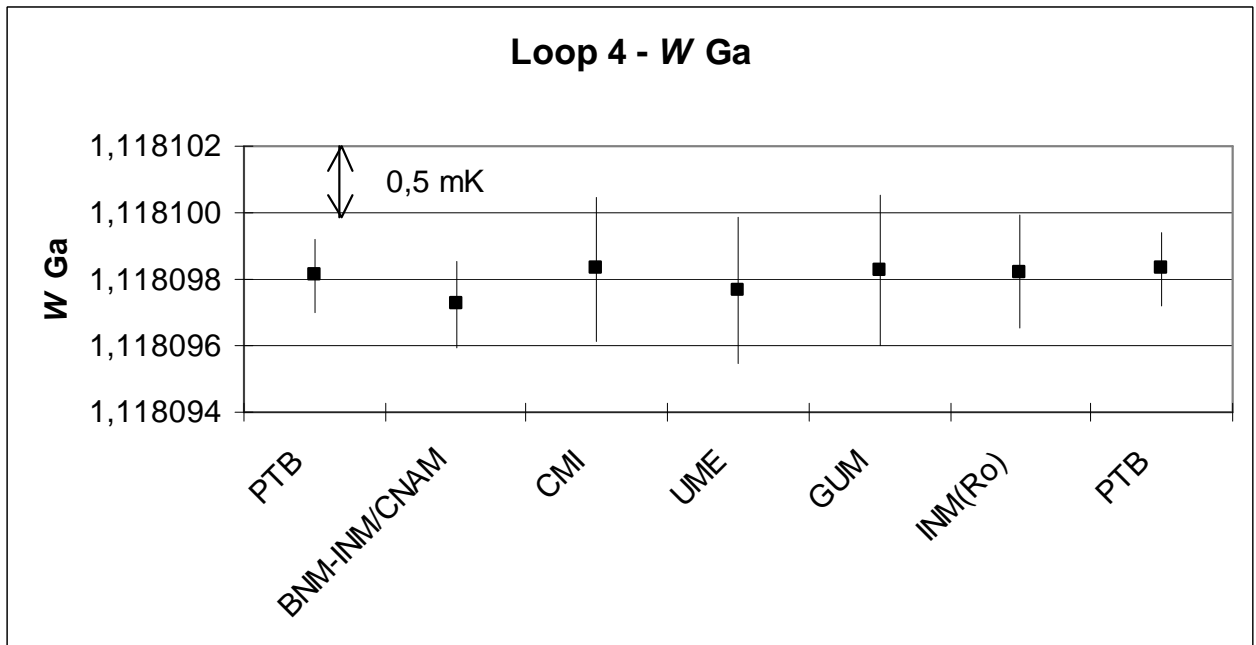


Figure 21 : Results of SPRT YSI 8167 n° H99S4807 – In

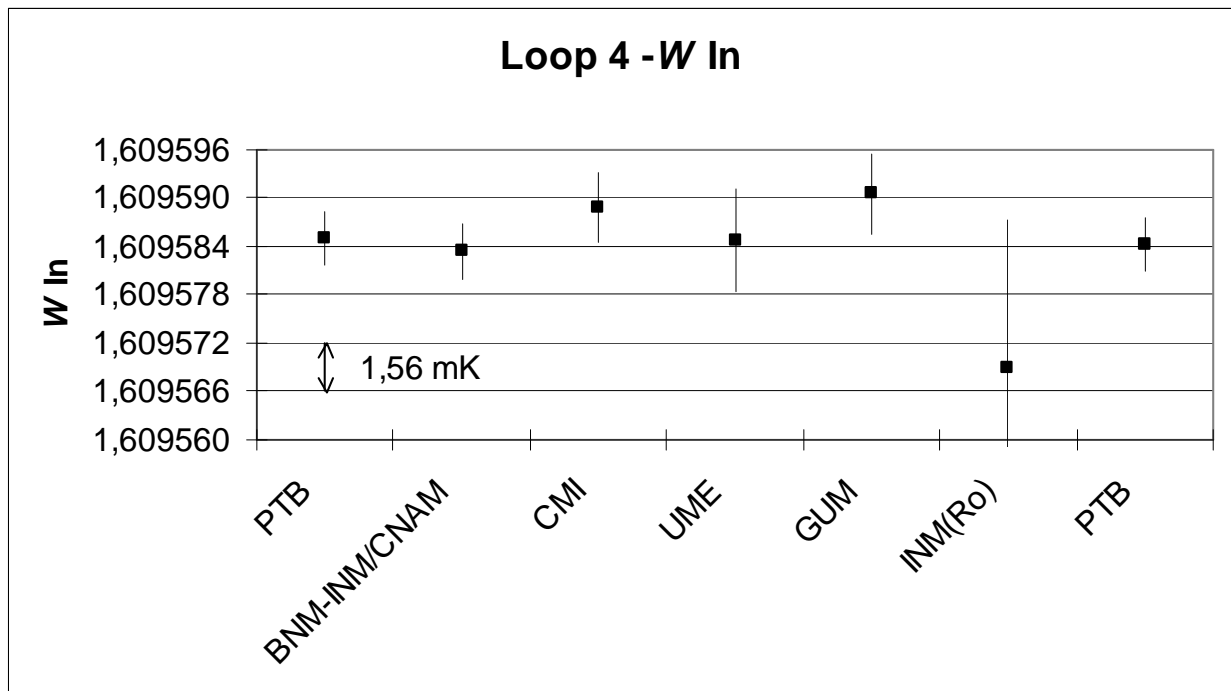


Figure 22 : Results of SPRT YSI 8167 n° H99S4807 – Sn

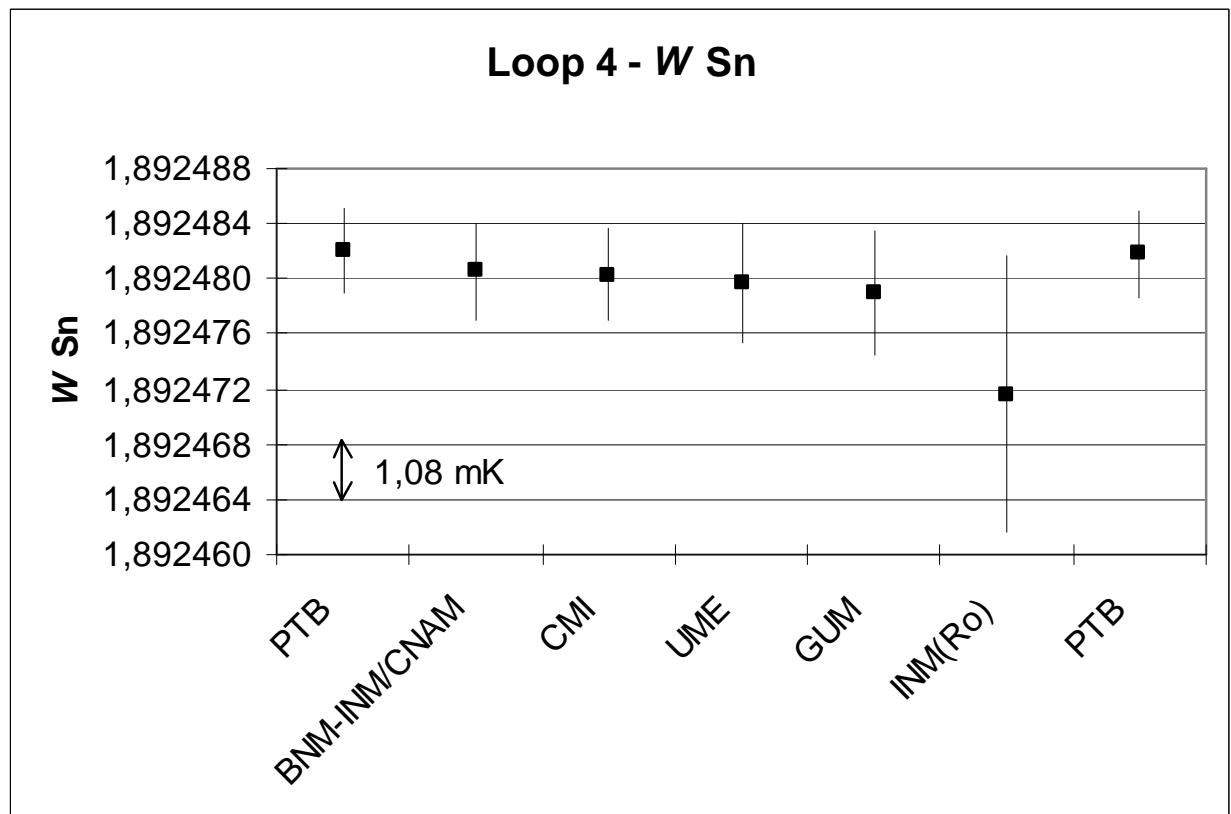
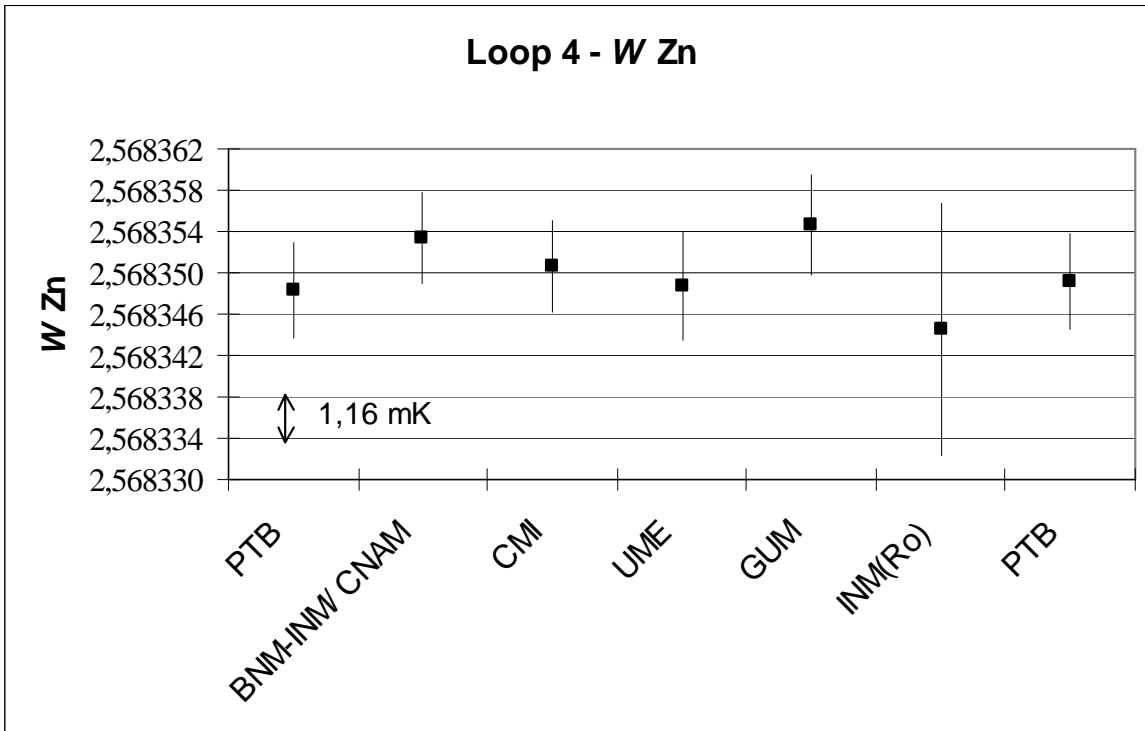


Figure 23 : Results of SPRT YSI 8167 n° H99S4807 – Zn



Loop 5 – Co-pilot NPL

Table 9: Loop 5. Calibration of the SPRT Tinsley 5187 n° 269586

| Point | $W(NPL)$ | $U(NPL)$ mK | $W(BNM-INM/CNAM)$ | $U(BNM-INM/CNAM)$ mK | $W(NML)$ | $U(NML)$ mK |
|-------|-----------|----------------|-------------------|-------------------------|-----------|----------------|
| Ar | 0,2159634 | 0,20 | 0,2159634 | 0,68 | | |
| Hg | 0,8441620 | 0,36 | 0,8441603 | 0,62 | 0,8441630 | 0,68 |
| Ga | 1,1181198 | 0,36 | 1,1181203 | 0,28 | 1,1181210 | 0,71 |
| In | 1,6097024 | 0,78 | 1,6097049 | 0,71 | | |
| Sn | 1,8926553 | 0,87 | 1,8926570 | 0,80 | 1,8926570 | 1,54 |
| Zn | 2,5686602 | 1,10 | 2,5686641 | 1,16 | 2,5686600 | 2,87 |

| Point | $W(JV)$ | $U(JV)$ mK | $W(EIM)$ | $U(EIM)$ mK | $W(SMD)$ | $U(SMD)$ mK | $W(NPL)$ | $U(NPL)$ mK |
|-------|-----------|---------------|-----------|----------------|-----------|----------------|-----------|----------------|
| Ar | 0,2159636 | 0,85 | | | 0,2159667 | 0,76 | | |
| Hg | 0,8441620 | 0,83 | 0,8441630 | 0,57 | 0,8441627 | 0,56 | 0,8441630 | 0,35 |
| Ga | 1,1181228 | 0,59 | 1,1181216 | 0,57 | 1,1181199 | 0,52 | 1,1181205 | 0,38 |
| In | 1,6097044 | 1,87 | 1,6097103 | 1,66 | 1,6097033 | 1,69 | 1,6097029 | 0,78 |
| Sn | 1,8926544 | 1,36 | 1,8926562 | 1,36 | 1,8926485 | 1,17 | 1,8926561 | 0,76 |
| Zn | 2,5686580 | 1,91 | 2,5686586 | 1,89 | 2,5686565 | 2,02 | 2,5686571 | 1,10 |

Figure 24 : Results of SPRT Tinsley 5187 n° 269586 – Ar

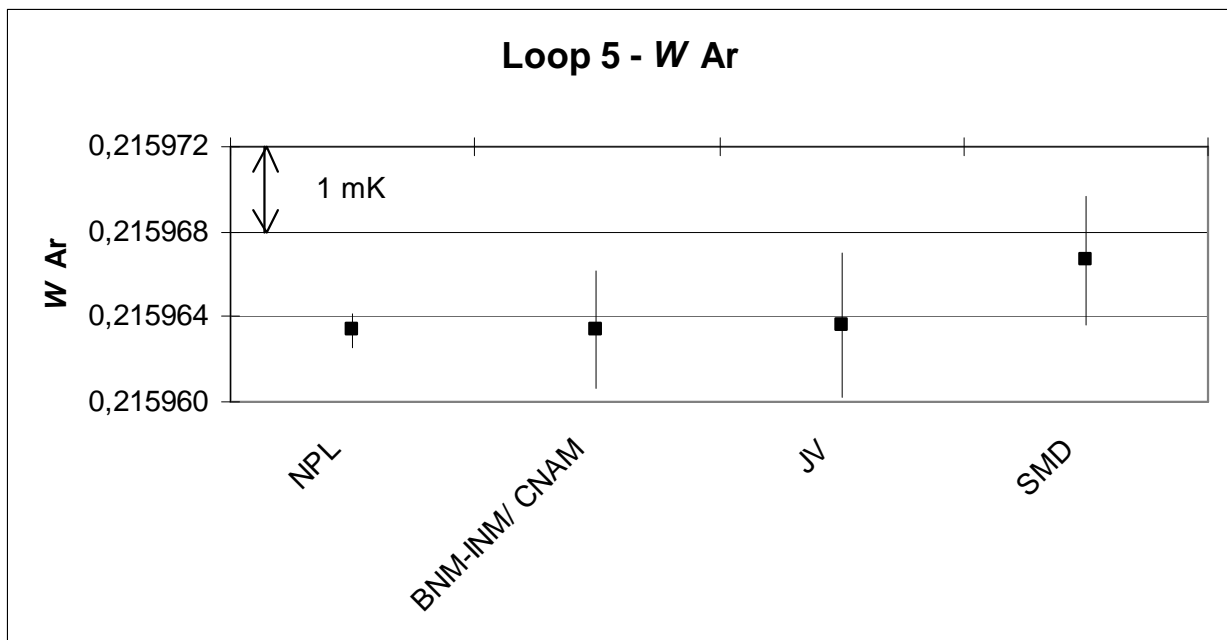


Figure 25 : Results of SPRT Tinsley 5187 n° 269586 – Hg

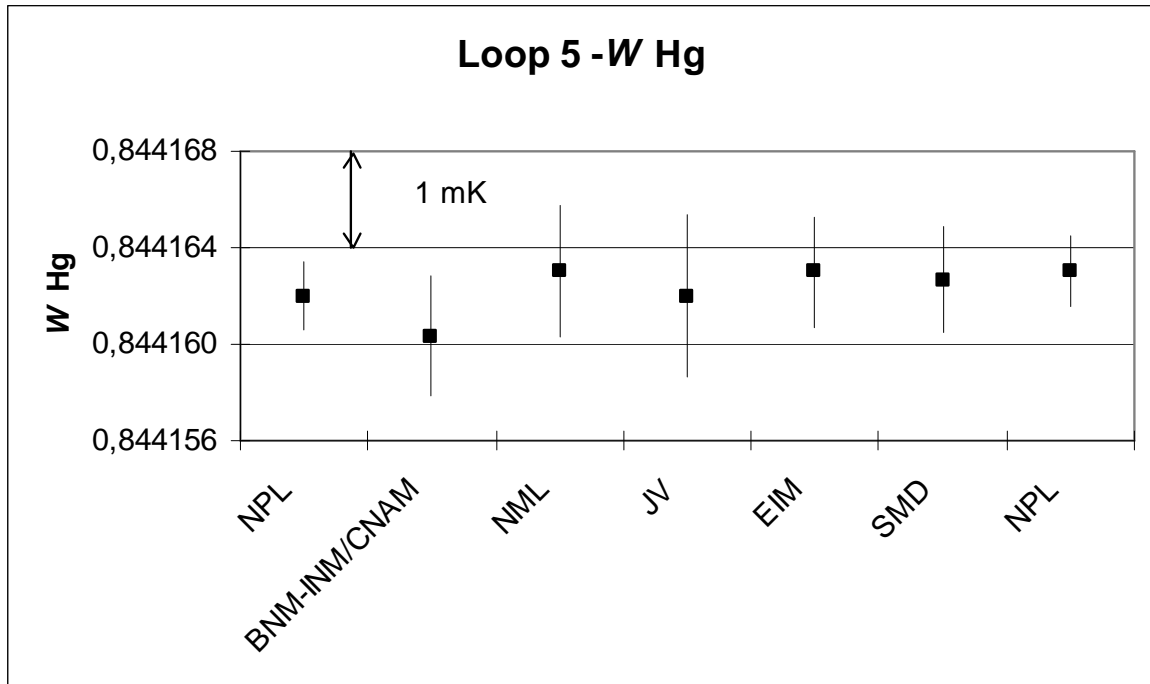


Figure 26 : Results of SPRT Tinsley 5187 n° 269586 – Ga

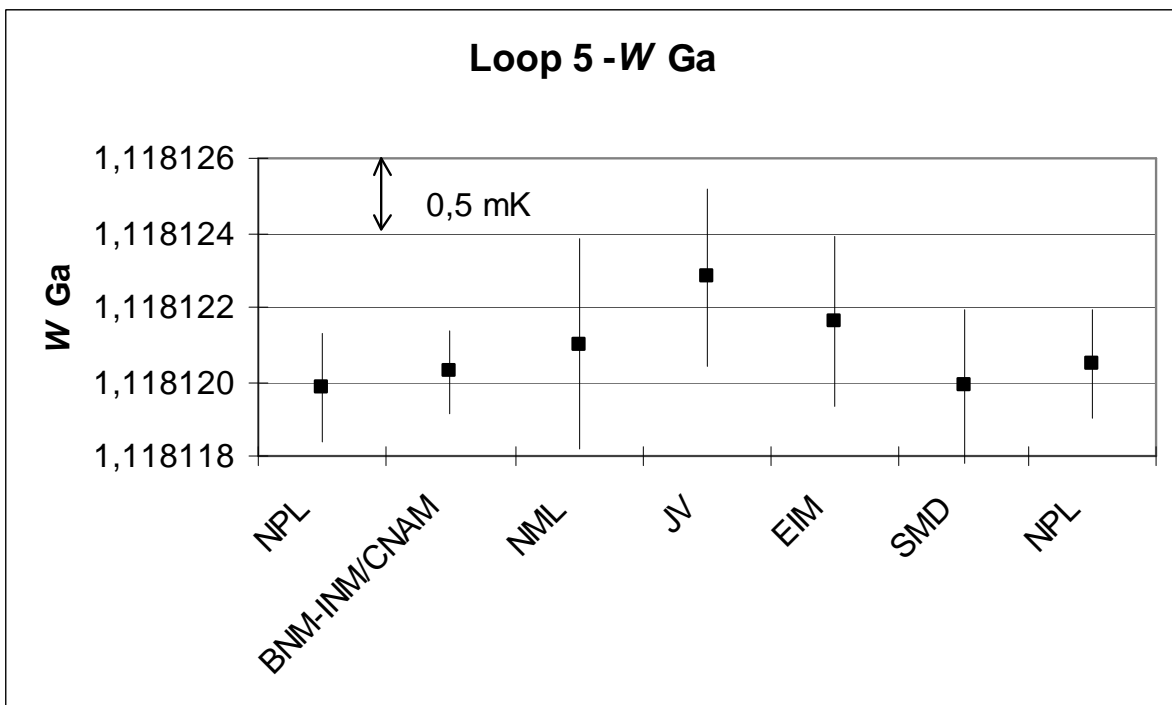


Figure 27 : Results of SPRT Tinsley 5187 n° 269586 – In

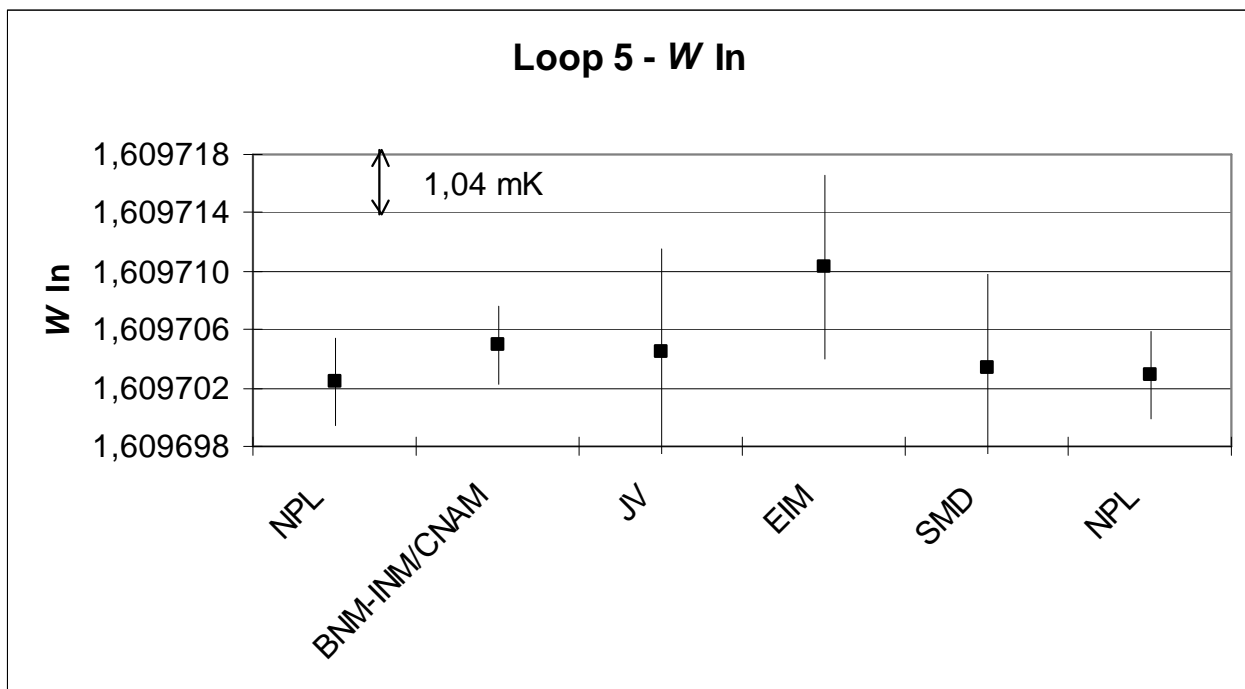


Figure 28 : Results of SPRT Tinsley 5187 n° 269586 – Sn

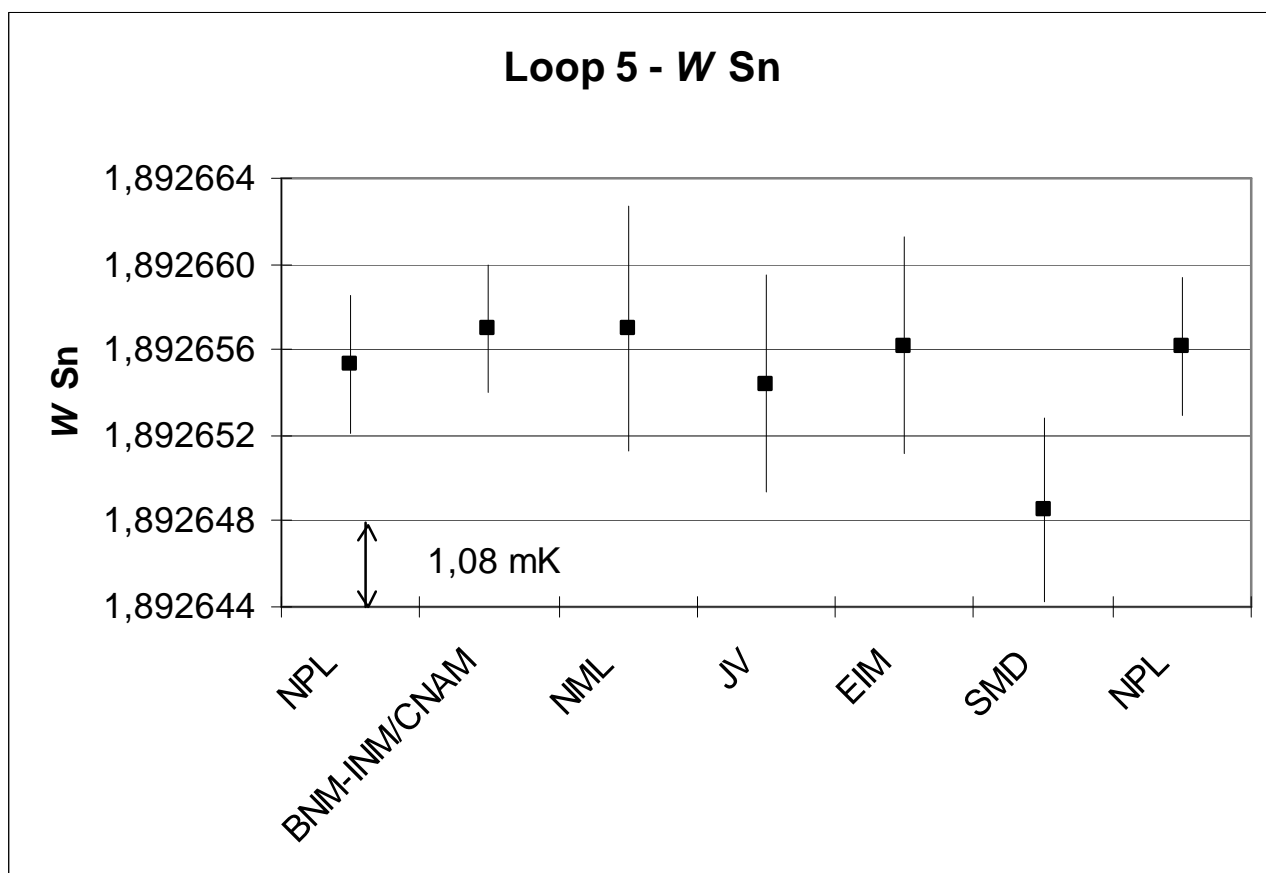
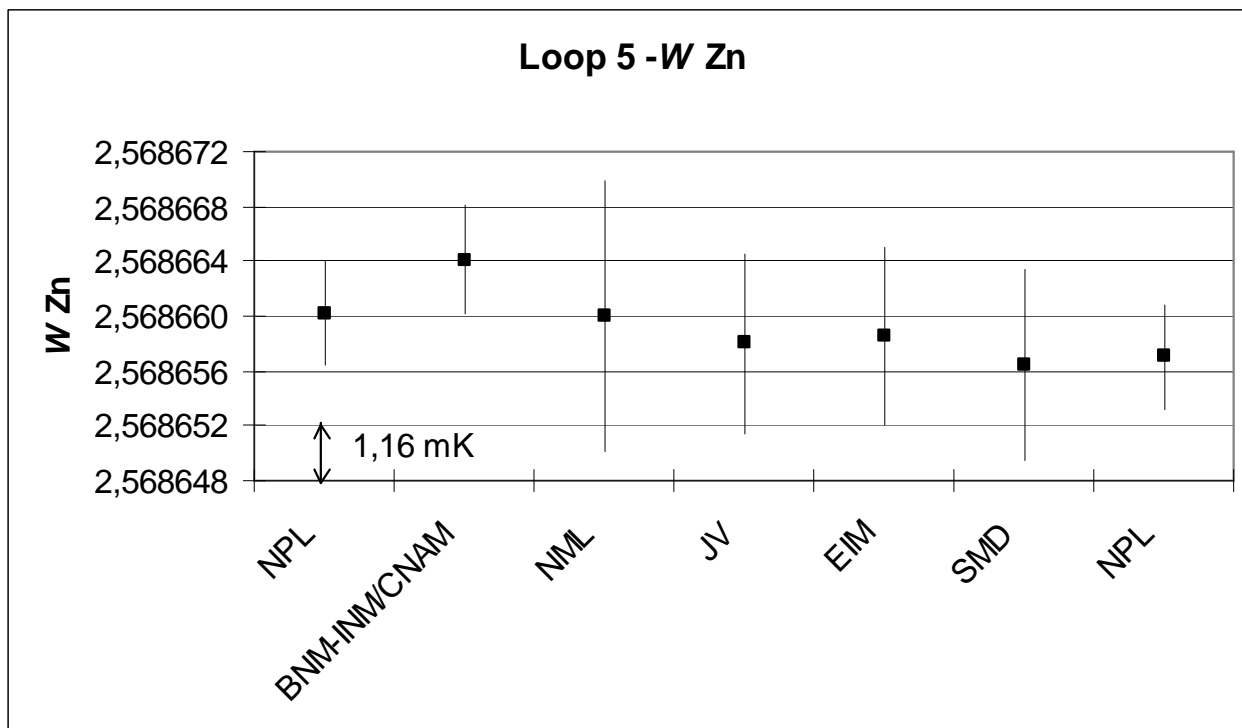


Figure 29 : Results of SPRT Tinsley 5187 n° 269586 – Zn



6. Uncertainties

Each participating laboratory provided resistance ratios, measured in their local fixed points. Each participant was requested to supply the uncertainty budget associated with the calibration at the different fixed points. It was asked to the laboratories to fill the “Uncertainty Excel file” included in the protocol and agreed by all the participants (see Protocol). The uncertainty budgets can be found in Appendix C:

- Table C1 for the calibration at the argon fixed point;
- Table C2 for the calibration at the mercury fixed point;
- Table C3 for the calibration at the gallium fixed point;
- Table C4 for the calibration at the indium fixed point;
- Table C5 for the calibration at the tin fixed point;
- Table C6 for the calibration at the zinc fixed point.

For the components estimated using a type B method the degrees of freedom are assumed to be infinite. For the component estimated using a type A method, the degrees of freedom depends on the number of results. The combined uncertainties were computed by root-sum-of-squares of the type A and type B contributions.

Whatever the fixed point and the laboratory considered, the coverage factor $t_{95}(v)$ from the t-distribution is very close to 2. So, for all the laboratories a coverage factor $k=2$ was used in order to calculate the combined expanded uncertainties.

7. Additional Uncertainties

In addition to the uncertainties reported by each laboratory an uncertainty, for possible instabilities of the circulated SPRT over the course of the comparison, have to be taken into account. The BNM-INM/CNAM established the link between the five loops, nevertheless, the five circulated SPRTs were not calibrated during the same run at BNM-INM/CNAM. So, an additional uncertainty associated with the repeatability of BNM-INM/CNAM calibration has to be added.

7.1 Uncertainty due to the instability of the circulated SPRTs

The co-pilot calibrations of the travelling instrument carried out during the time of the loop are used in order to establish the uncertainty component associated to the stability of the travelling SPRT.

For the SPRT and the fixed point considered, the uncertainty $u_{stabSPRTj}$ is calculated using a type B method and an hypothesis of a rectangular not symmetrical distribution (drift of the SPRT)

$$u_{StabSPRT_j} = \frac{\left| (W_{CP_j})_{end} - (W_{CP_j})_{beginning} \right|}{\sqrt{3}} \times \left(\frac{\delta T}{\delta W} \right)_T$$

With W_{CP_j} , value of the W measured by the co-pilot of the loop j ($j=1...5$)

Table 10. Stability of the circulating SPRT. Loop 1.

| Fixed point | Beginning of the loop | | After BNM-INM calibration | | End of the loop | | Wend-Wbegi | Wend-Wbegi expressed in mK | uncertainty $u_{stabSPRT1}$ mK |
|-------------|-----------------------|-------------|---------------------------|-------------|-----------------|-------------|------------|-------------------------------|-----------------------------------|
| | W SMU | U SMU mK | W SMU | U SMU mK | W SMU | U SMU mK | | | |
| Hg | 0,8441601 | 0,70 | | | 0,8441615 | 0,70 | 0,0000014 | 0,34 | 0,20 |
| Ga | 1,1181234 | 0,22 | 1,1181228 | 0,22 | 1,1181219 | 0,22 | -0,0000015 | -0,39 | 0,22 |
| In | 1,6097122 | 0,95 | | | 1,6097117 | 0,95 | -0,0000005 | -0,13 | 0,07 |
| Sn | 1,8926712 | 0,92 | | | 1,8926680 | 0,92 | -0,0000032 | -0,87 | 0,50 |
| Zn | 2,5686862 | 0,86 | 2,5686865 | 0,86 | 2,5686835 | 0,86 | -0,0000027 | -0,79 | 0,46 |

Table 11. Stability of the circulating SPRT. Loop 2

| Fixed point | Beginning of the loop | | After BNM-INM calibration | | End of the loop | | Wend-Wbegi | Wend-Wbegi expressed in mK | uncertainty $u_{stabSPRT2}$ mK |
|-------------|-----------------------|---------------|---------------------------|---------------|-----------------|---------------|------------|-------------------------------|-----------------------------------|
| | W IMG C | U IMG C mK | W IMG C | U IMG C mK | W IMG C | U IMG C mK | | | |
| Ar | 0,2159237 | 0,46 | | | 0,2159247 | 0,46 | 0,0000009 | 0,23 | 0,13 |
| Hg | 0,8441552 | 0,26 | | | 0,8441548 | 0,26 | -0,0000004 | -0,10 | 0,06 |
| Ga | 1,1181249 | 0,17 | 1,1181256 | 0,17 | 1,1181255 | 0,17 | 0,0000006 | 0,15 | 0,09 |
| In | 1,6097294 | 0,63 | | | 1,6097285 | 0,63 | -0,0000009 | -0,23 | 0,13 |
| Sn | 1,8926895 | 0,73 | | | 1,8926912 | 0,73 | 0,0000017 | 0,45 | 0,26 |
| Zn | 2,5687150 | 1,23 | 2,5687158 | 1,23 | 2,5687194 | 1,23 | 0,0000044 | 1,27 | 0,74 |

Table 12. Stability of the circulating SPRT. Loop 3

| Fixed point | Beginning of the loop | | After BNM-INM calibration | | End of the loop | | Wend-Wbegi | Wend-Wbegi expressed in mK | uncertainty $u_{stabSPRT3}$ mK |
|-------------|-----------------------|-----------------|---------------------------|-----------------|-----------------|-----------------|------------|-------------------------------|-----------------------------------|
| | W NMI-VSL | U NMI-VSL mK | W NMI-VSL | U NMI-VSL mK | W NMI-VSL | U NMI-VSL mK | | | |
| Ar | 0,2159873 | 0,30 | | | 0,2159862 | 0,30 | -0,0000011 | -0,28 | 0,16 |
| Hg | 0,8441655 | 0,30 | | | 0,8441663 | 0,23 | 0,0000008 | 0,20 | 0,12 |
| Ga | 1,1181173 | 0,30 | 1,1181181 | 0,30 | 1,1181168 | 0,32 | -0,0000005 | -0,13 | 0,07 |
| In | 1,6096869 | 0,50 | | | 1,6096866 | 0,39 | -0,0000003 | -0,08 | 0,05 |
| Sn | 1,8926337 | 0,70 | 1,8926320 | 0,70 | 1,8926321 | 0,54 | -0,0000016 | -0,43 | 0,25 |
| Zn | 2,5686178 | 0,90 | 2,5686170 | 0,90 | 2,5686141 | 0,79 | -0,0000037 | -1,07 | 0,62 |

Table 13. Stability of the circulating SPRT. Loop 4.

| Fixed point | Beginning of the loop | | After BNM-INM calibration | | End of the loop | | Wend-Wbegi | Wend-Wbegi expressed in mK | uncertainty $u_{stabSPRT4}$ mK |
|-------------|-----------------------|-------------|---------------------------|-------------|-----------------|-------------|------------|-------------------------------|-----------------------------------|
| | W PTB | U PTB mK | W PTB | U PTB mK | W PTB | U PTB mK | | | |
| Ar | 0,2161162 | 0,67 | | | 0,2161173 | 0,79 | 0,0000011 | 0,28 | 0,16 |
| Hg | 0,8441923 | 0,28 | | | 0,8441928 | 0,28 | 0,0000005 | 0,12 | 0,07 |
| Ga | 1,1180981 | 0,27 | | | 1,1180983 | 0,27 | 0,0000002 | 0,05 | 0,03 |
| In | 1,6095850 | 0,86 | | | 1,6095843 | 0,86 | -0,0000007 | -0,18 | 0,11 |
| Sn | 1,8924820 | 0,84 | | | 1,8924818 | 0,84 | -0,0000002 | -0,05 | 0,03 |
| Zn | 2,5683483 | 1,34 | 2,5683494 | 1,34 | 2,5683492 | 1,34 | 0,0000009 | 0,26 | 0,15 |

Table 14. Stability of the circulating SPRT. Loop 5.

| Fixed point | Beginning of the loop | | After BNM-INM calibration | | End of the loop | | Wend-Wbegi | Wend-Wbegi expressed in mK | uncertainty $u_{stabSPRT5}$ mK |
|-------------|-----------------------|-------------|---------------------------|-------------|-----------------|-------------|------------|-------------------------------|-----------------------------------|
| | W NPL | U NPL mK | W NPL | U NPL mK | W NPL | U NPL mK | | | |
| Ar | 0,2159634 | 0,20 | | | | | 0,0000010 | | |
| Hg | 0,8441620 | 0,36 | | | 0,8441630 | 0,35 | 0,0000006 | 0,26 | 0,15 |
| Ga | 1,1181198 | 0,36 | 1,1181212 | 0,36 | 1,1181205 | 0,38 | 0,0000006 | 0,16 | 0,09 |
| In | 1,6097024 | 0,78 | | | 1,6097029 | 0,78 | 0,0000005 | 0,13 | 0,08 |
| Sn | 1,8926553 | 0,87 | | | 1,8926561 | 0,76 | 0,0000008 | 0,21 | 0,12 |
| Zn | 2,5686602 | 1,10 | 2,5686573 | 1,10 | 2,5686571 | 1,10 | -0,0000032 | -0,92 | 0,53 |

As NPL didn't carry out a measurement at the Ar fixed point at the end of the loop, it is assumed in the rest of the document that the uncertainty due to the stability of the SPRT is the same at Ar and Hg fixed point.

7.2 Uncertainty due to the repeatability of the BNM-INM/CNAM calibration.

As some SPRTs were not stable, the 5 circulating SPRTs were not calibrated in the same run at BNM-INM/CNAM (It needs 3 runs). Even if it was not provided in the protocol of the comparison a BNM-INM/CNAM's SPRT was calibrated during each run at the gallium, indium, tin and zinc fixed points (see Tables 1, 2, 3). So, it is possible to estimate the repeatability of the BNM-INM/CNAM calibration at these fixed points. The additional uncertainty due to the repeatability of BNM-INM/CNAM calibration is calculated from:

$$u_{reproducibilityT_p} = \frac{|(W_{1825320})_{\max} - (W_{1825320})_{\min}|}{2\sqrt{3}} \times \left(\frac{\delta T}{\delta W} \right)_T$$

With the hypothesis of a rectangular symmetrical distribution.

It appears that this repeatability is very good and doesn't introduce a significant uncertainty component.

Table 15. Repeatability of the calibration at BNM-INM/CNAM - SPRT L & N 1825320

| Fixed point | <i>W</i> BNM-INM .01/10/2001 | <i>W</i> BNM-INM .01/01/2003 | <i>W</i> BNM-INM .01/06/2003 | <i>W</i> max- <i>W</i> min | <i>W</i> max- <i>W</i> min expressed mK | <i>u</i> reproducibilityTp mK |
|-------------|---------------------------------|---------------------------------|---------------------------------|----------------------------|--|----------------------------------|
| Ga | 1,1181132 | 1,1181130 | 1,1181136 | 0,0000006 | 0,14 | 0,04 |
| In | 1,6096631 | 1,6096631 | 1,6096632 | 0,0000002 | 0,04 | 0,01 |
| Sn | 1,8925950 | 1,8925945 | 1,8925959 | 0,0000013 | 0,36 | 0,11 |
| Zn | 2,5685566 | 2,5685566 | 2,5685570 | 0,0000004 | 0,11 | 0,03 |

At the mercury and argon fixed point, due to practical reasons, a BNM-INM/CNAM thermometer was not included in the calibration runs. The repeatability of the BNM-INM/CNAM calibration was established using the laboratory knowledge and the uncertainty budgets.

$$u_{reproducibilityHg_p} = 0,10 \text{ mK}$$

$$u_{reproducibilityAr_p} = 0,10 \text{ mK}$$

8. EUROMET Reference Value

As a preliminary, it is expected that an EUROMET reference value will become established on the data of all the European participant laboratories in order to conform to the CCT-K3 data processing and so to follow the MRA rules.

Let $T_{Lab_{ij}}$ the value measured by the lab i in the loop j

where $i = 1 \dots N_j$ lab index in loop j
 $j = 1 \dots 5$ loop index
 $N_j =$ number of labs in loop j

$i=1$ corresponds to the co-pilot of the loop. So, $T_{Lab_{1j}} = T_{CP_j}$ with T_{CP_j} value measured by the co-pilot (CP_j) on SPRT j

$i=2$ corresponds to the co-pilot of the loop. So, $T_{Lab_{2j}} = T_{P_j}$ with T_{P_j} value measured by pilot (BNM-INM/CNAM) on SPRT j

As a basis it is suggested to benefit from the advantage that BNM-INM/CNAM is involved in all the loops; and it is, therefore, possible to calculate $T_{Lab_{ij}} - T_{P_j}$.

$$T_{Lab_{ij}} - T_{P_j} = (W_{Lab_{ij}} - W_{P_j}) \cdot \left(\frac{\delta T}{\delta W} \right)_T$$

It is expected that, taking the uncertainty associated to the repeatability of BNM-INM/CNAM calibration into account,

$$T_{P_j} = T_P \quad (\text{same cell, same furnace, same bridge,....})$$

$$T_{Lab_{ij}} - T_{P_j} = T_{Lab_{ij}} - T_P$$

8.1 Designation of the EUROMET Reference Value

Three choices for the ERV were presented during the Workshop organized in Vienna (Austria) on 8 April 2005: the simple mean, T_{m552} , the weighted mean T_{wm552} , the median T_{med552} .

The difference ($T_{m552} - T_P$) is calculated from:

$$T_{m552} - T_P = \frac{\sum_{i=1}^{N_j} \sum_{j=1}^5 (T_{Lab_{ij}} - T_P)}{\sum_{j=1}^5 N_j}$$

and the associated uncertainty according to the GUM (Chapter 4.2.3).

The difference ($T_{wm552} - T_P$) is calculated from the uncertainties given by the participants:

$$T_{wm552} - T_P = \frac{\sum_{i=1}^{N_j} \sum_{j=1}^5 \frac{(T_{Lab_{ij}} - T_P)}{u^2(T_{Lab_{ij}} - T_P)}}{\sum_{i=1}^{N_j} \sum_{j=1}^5 \frac{1}{u^2(T_{Lab_{ij}} - T_P)}}$$

and the associated uncertainty:

$$u^2(T_{wm552} - T_P) = \frac{1}{\sum_{i=1}^{N_j} \sum_{j=1}^5 \frac{1}{u^2(T_{Lab_{ij}} - T_P)}}$$

The median and the uncertainty of the median is calculated using the model of J.W. Müller¹

As it is presented Figures 30 to 36 the differences between these values, obtained from a classical statistical analysis, are very small. The lowest uncertainty is associated with the median. Nevertheless, the participant laboratories (IT, TR, RO not represented) decided by vote during the workshop to be conservative and not to use the median. Eleven participants voted for the weighted mean, two for the median and one for the mean. By a second vote it was decided to not define

¹ Possible advantages of a robust evaluation of comparisons, J. W. Müller, *Journal of research of the NIST*, Vol. 105, Number 4, July-August 2000

outliers based on the reported results because the data distant of the values given by the other laboratories are always associated with a large uncertainty and consequently have no impact on the overall results.

Therefore, by a decision at the Vienna meeting, the weighted means, T_{wm552} , at each fixed point are adopted as the EUROMET Reference Value .

8.2 ($T_{Labij} - T_{wm552}$) computation

The value of T_{wm552} is not, a priori, known and has not any physical meaning, but the difference between a laboratory calibration value and the reference value can be computed. For example:

$$(T_{Labij} - T_{wm552}) = (T_{Labij} - T_p) - (T_{wm552} - T_p)$$

The value of T_p of the pilot (BNM-INM/CNAM) cancels out and does not affect the result of the comparison. The only condition is that the BNM-INM/CNAM value must be expected to be stable during the period of the comparison. However, T_p is the link between all the laboratories and its uncertainty is therefore included in the uncertainties in all the inter-laboratory differences.

The W values of the co-pilots are the mean of the W values measured at the beginning and at the end of the loop.

$$T_{CP_j} = \frac{(T_{CP_j})_{beginning} + (T_{CP_j})_{end}}{2}$$

The uncertainty of $(T_{Labij} - T_{wm552})$ is obtained by:

$$u_{(T_{Labij} - T_{wm552})} = \sqrt{u_{(T_{Labij} - T_p)}^2 + u_{(T_{wm552} - T_p)}^2}$$

The uncertainty associated to $T_{Labij} - T_p$ is obtained from:

- The uncertainty on the measurement data given by the Lab_{ij} (see Chapter 5)
- The uncertainty associated with the stability of the circulating SPRT during the period of the loop measurements (depending of the loop. see Chapter 7.1)
- The repeatability of the BNM-INM/CNAM calibration. As some SPRTs were not stable, the 5 circulating SPRTs were not calibrated in the same run at BNM-INM/CNAM (It needs 3 runs. See Chapter 7.2).

$$u_{(T_{Labij} - T_p)} = \sqrt{u_{Lab_{ij}}^2 + u_{stabSPRT_j}^2 + u_{reproducibilityTp}^2}$$

The values of $u_{(T_{wm552} - T_p)}$ are given tables 16 to 21.

All the significant components are obtained from type B evaluation. It was assumed to have an infinite number of degrees of freedom for these components. So, finally the expanded uncertainties are computed by using a coverage factor of 2.

$$U = 2 \times u$$

Figure 30. Zinc fixed point. Simple mean, weighted mean, median

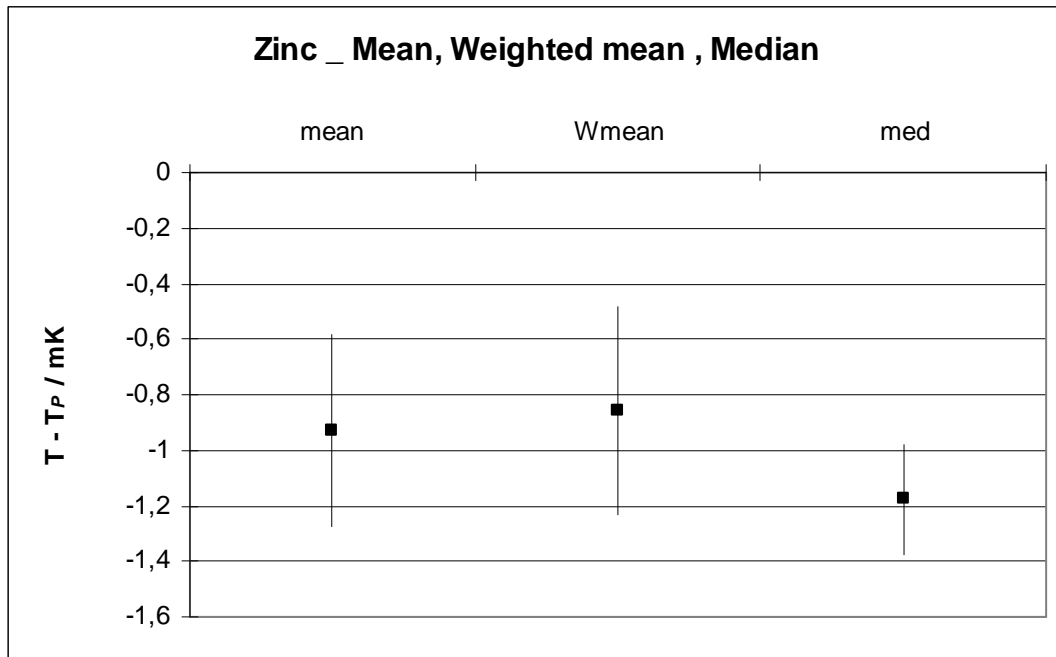


Figure 31. Tin fixed point. Simple mean, weighted mean, median




Figure 32. Indium fixed point. Simple mean, weighted mean, median

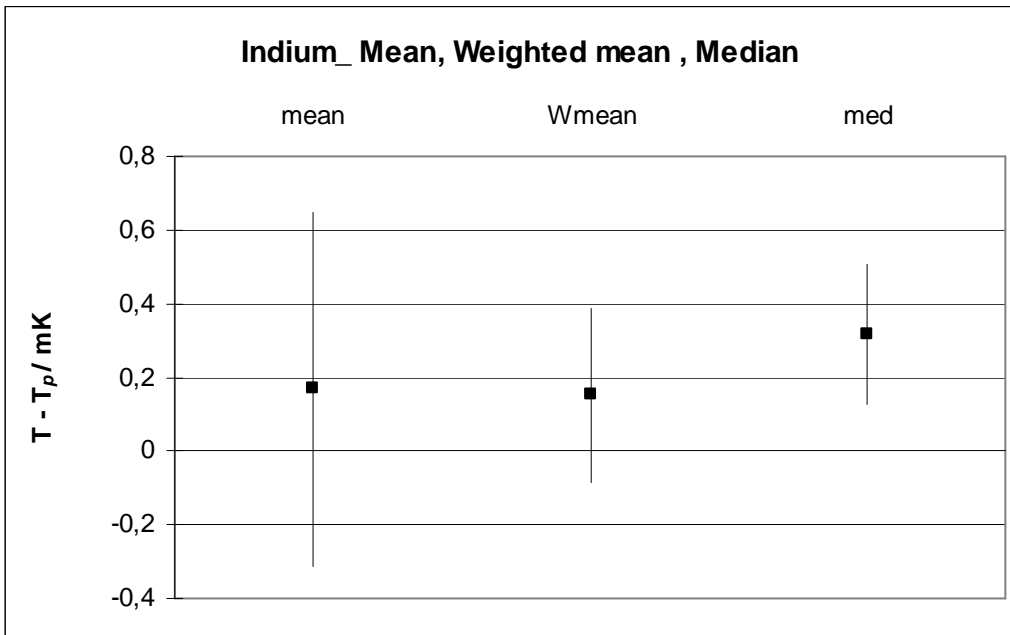


Figure 33. Gallium fixed point. Simple mean, weighted mean, median




Figure 34. Mercury fixed point. Simple mean, weighted mean, median

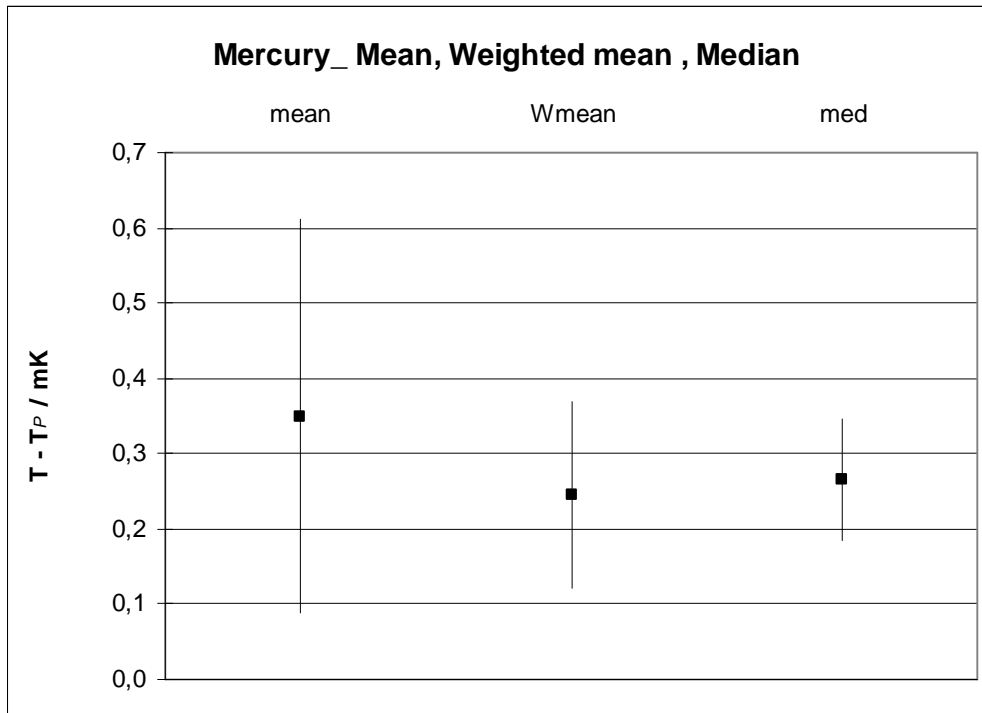



Figure 35. Argon fixed point. Simple mean, weighted mean, median



9. Values of $(T_{Lab_{ij}} - T_{wm552})$ and the associated uncertainty $U_{(T_{Lab_{ij}} - T_{wm552})}$

9.1 Zinc fixed point

For the zinc fixed point the differences $(T_{Lab_{ij}} - T_{wm552})$ and their associated expanded uncertainties (k=2) can be found Table 16 and Figure 36.

Figure 36. Zinc fixed point - Differences $(T_{Lab_{ij}} - T_{wm552})$ and their associated expanded uncertainties (k=2)

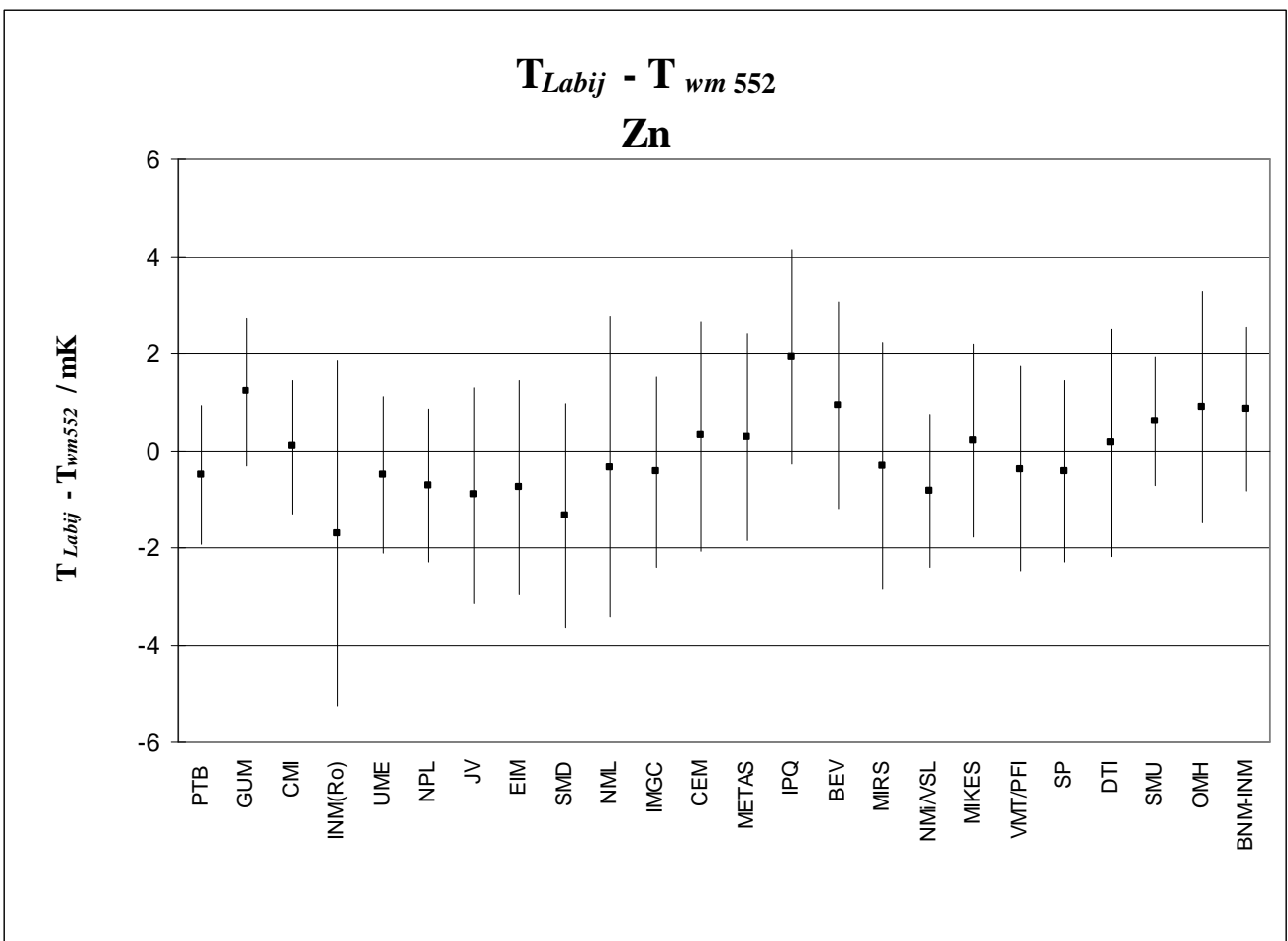


Table 16. Zinc fixed point - Differences $(T_{Labij} - T_{wm552})$ and their associated expanded uncertainties (k=2)

| Lab | $T_{Labij} - T_P$ mK | $T_{Labij} - T_{wm552}$ mK | $U_{(T_{Labij} - T_{wm552})}$ (k=2) mK |
|-------------|--|--|--|
| PTB | -1,35 | -0,49 | 1,44 |
| GUM | 0,36 | 1,21 | 1,51 |
| CMI | -0,78 | 0,07 | 1,38 |
| INM(Ro) | -2,56 | -1,70 | 3,57 |
| UME | -1,36 | -0,50 | 1,61 |
| NPL | -1,58 | -0,73 | 1,57 |
| JV | -1,77 | -0,92 | 2,21 |
| EIM | -1,60 | -0,75 | 2,20 |
| SMD | -2,21 | -1,35 | 2,31 |
| NML | -1,19 | -0,34 | 3,09 |
| IMGC | -1,29 | -0,43 | 1,96 |
| CEM | -0,56 | 0,30 | 2,36 |
| METAS | -0,59 | 0,27 | 2,13 |
| IPQ | 1,06 | 1,92 | 2,21 |
| BEV | 0,06 | 0,92 | 2,13 |
| MIRS/FE-LMK | -1,16 | -0,30 | 2,54 |
| NMi/VSL | -1,68 | -0,82 | 1,58 |
| MIKES | -0,67 | 0,19 | 1,98 |
| VMT/PFI | -1,23 | -0,37 | 2,11 |
| SP | -1,29 | -0,44 | 1,87 |
| DTI | -0,70 | 0,16 | 2,34 |
| SMU | -0,25 | 0,60 | 1,32 |
| OMH | 0,05 | 0,91 | 2,39 |
| BNM-INM | 0,00 | 0,86 | 1,69 |

| | |
|--|---------|
| Standard uncertainty of $(T_{wm552} - T_P)$ | 0,19 mK |
| Expanded uncertainty of $(T_{wm552} - T_P)$ k=2 | 0,38 mK |

9.2. Tin fixed point

For the tin fixed point the differences $(T_{Lab_{ij}} - T_{wm552})$ and their associated expanded uncertainties (k=2) can be found Table 17 and Figure 37.

Figure 37. Tin fixed point - Differences $(T_{Lab_{ij}} - T_{wm552})$ and their associated expanded uncertainties (k=2)

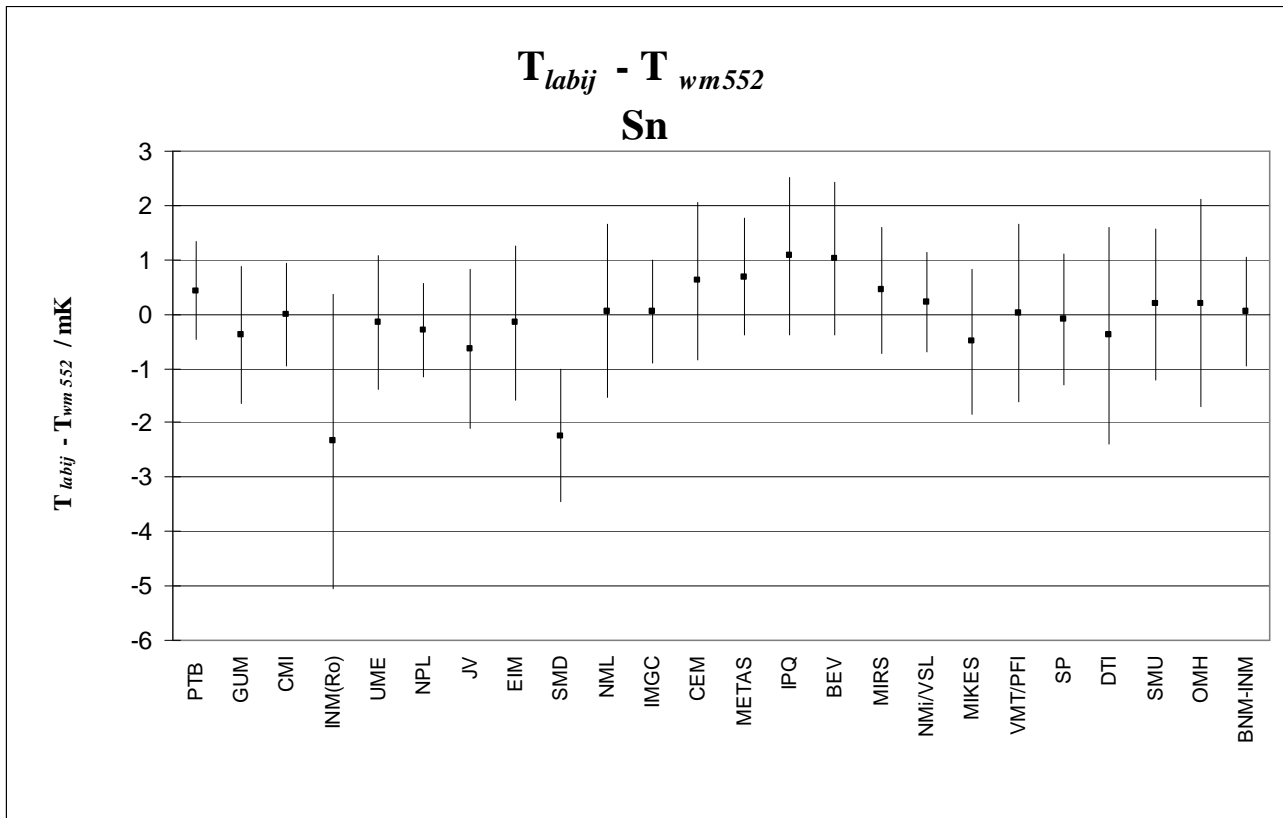


Table 17. Tin fixed point - Differences $(T_{Labij} - T_{wm552})$ and their associated expanded uncertainties (k=2)

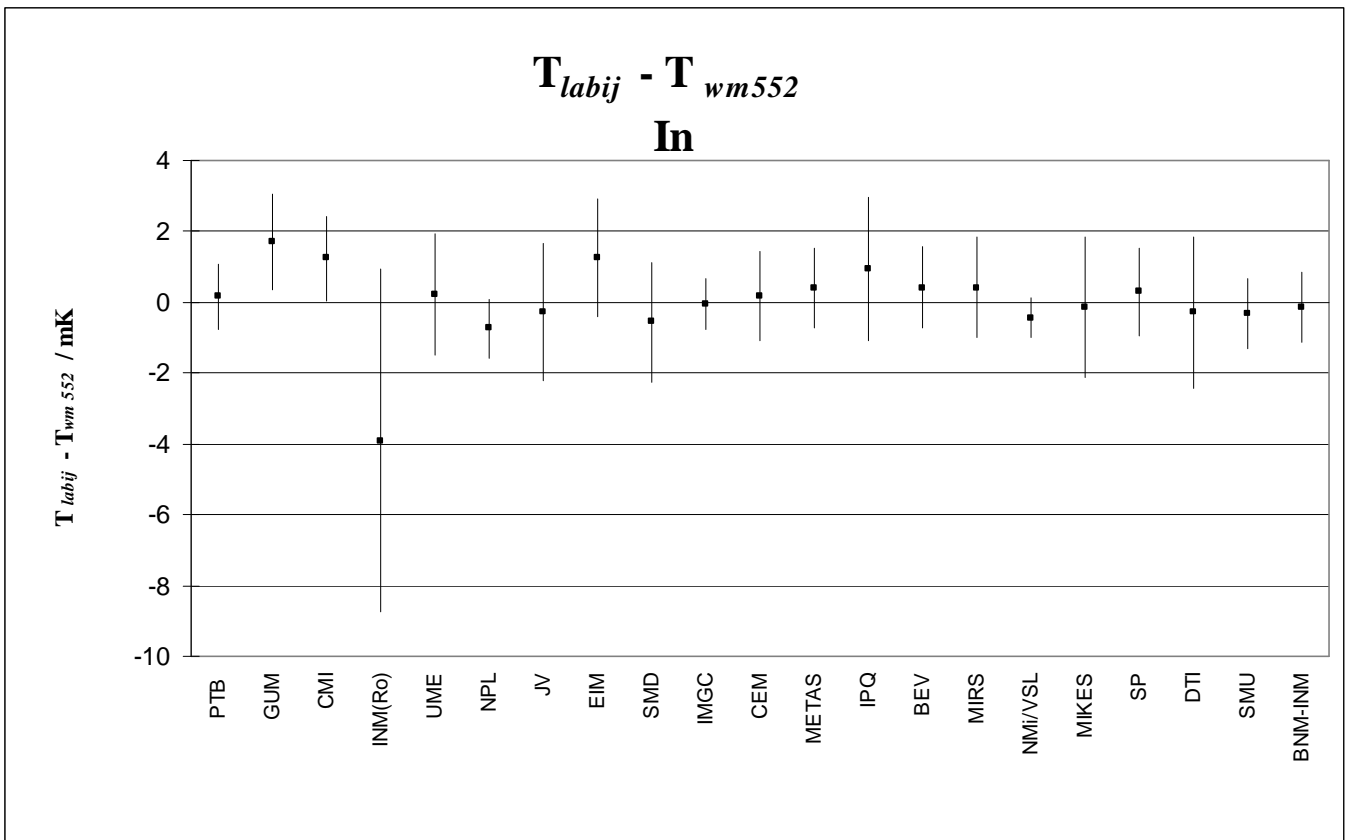
| Lab | $T_{Labij} - T_P$ mK | $T_{Labij} - T_{wm552}$ mK | $U_{(T_{Labij} - T_{wm552})}$ (k=2) mK |
|-------------|--|--|--|
| PTB | 0,38 | 0,43 | 0,90 |
| GUM | -0,43 | -0,37 | 1,26 |
| CMI | -0,06 | 0,00 | 0,95 |
| INM(Ro) | -2,40 | -2,34 | 2,72 |
| UME | -0,21 | -0,15 | 1,22 |
| NPL | -0,34 | -0,29 | 0,87 |
| JV | -0,70 | -0,65 | 1,45 |
| EIM | -0,22 | -0,16 | 1,42 |
| SMD | -2,29 | -2,24 | 1,22 |
| NML | <0,01 | 0,06 | 1,59 |
| IMGC | <0,01 | 0,06 | 0,95 |
| CEM | 0,55 | 0,61 | 1,43 |
| METAS | 0,63 | 0,69 | 1,07 |
| IPQ | 1,01 | 1,07 | 1,43 |
| BEV | 0,96 | 1,02 | 1,40 |
| MIRS/FE-LMK | 0,38 | 0,44 | 1,15 |
| NMi/VSL | 0,16 | 0,22 | 0,92 |
| MIKES | -0,56 | -0,50 | 1,34 |
| VMT/PFI | -0,03 | 0,03 | 1,63 |
| SP | -0,15 | -0,09 | 1,20 |
| DTI | -0,45 | -0,39 | 1,98 |
| SMU | 0,12 | 0,18 | 1,39 |
| OMH | 0,15 | 0,20 | 1,90 |
| BNM-INM | 0,00 | 0,06 | 1,00 |

| | |
|--|---------|
| Standard uncertainty of $(T_{wm552} - T_P)$ | 0,12 mK |
| Expanded uncertainty of $(T_{wm552} - T_P)$ k=2 | 0,24 mK |

93. Indium fixed point

For the indium fixed point the differences $(T_{Lab_{ij}} - T_{wm552})$ and their associated expanded uncertainties ($k=2$, in K) can be found Table 18 and Figures 38 and 39.

Figure 38. Indium fixed point - Differences $(T_{Lab_{ij}} - T_{wm552})$ and their associated expanded uncertainties ($k=2$)



EIM Comment

EIM (e-mail 07/02/05): "Our In49 cell was found in EUROMET project 712 to realize a temperature 0.65 mK higher than the BNM-INM/CNAM In114 cell"

INM(Ro) Comment

By an e-mail (18 March 2005), INM(Ro) requested that the INM(Ro) result at the indium point be excluded from the comparison. The difference from the mean is rather large; nevertheless it is less than the expanded uncertainty. So, there isn't any reason to consider it as an outlier. The participants decided (Workshop 8 April 2005) to keep it in the comparison and to present the results in two different graphs (with and without INM(Ro) results).

Figure 39. Indium fixed point - Differences $(T_{Lab_j} - T_{wm552})$ and their associated expanded uncertainties (k=2).

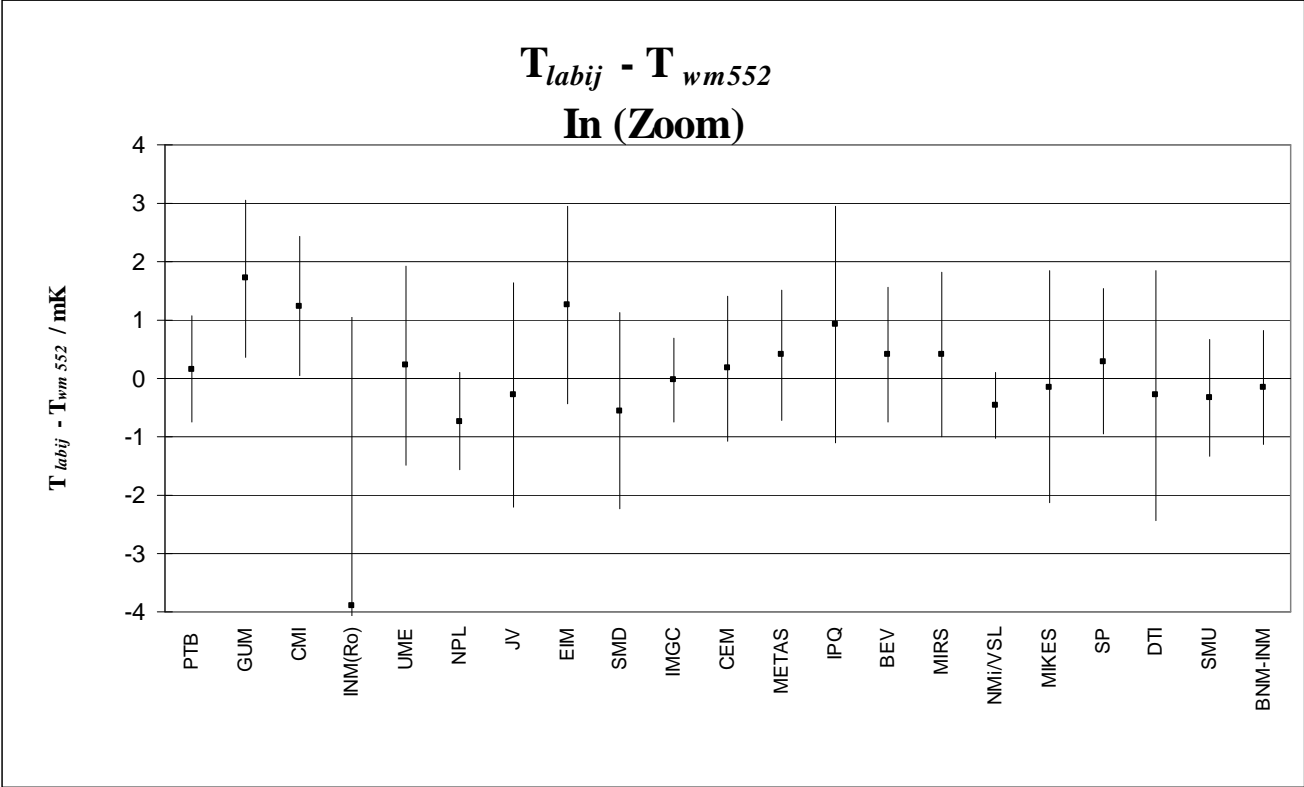


Table 18. Indium fixed point - Differences $(T_{Labij} - T_{wm552})$ and their associated expanded uncertainties (k=2)

| Lab | $T_{Labij} - T_P$ mK | $T_{Labij} - T_{wm552}$ mK | $U_{(T_{Labij} - T_{wm552})}$ (k=2) mK |
|-------------|--|--|--|
| PTB | 0,32 | 0,16 | 0,92 |
| GUM | 1,86 | 1,71 | 1,35 |
| CMI | 1,40 | 1,24 | 1,18 |
| INM(Ro) | -3,75 | -3,90 | 4,95 |
| UME | 0,37 | 0,22 | 1,71 |
| NPL | -0,58 | -0,73 | 0,83 |
| JV | -0,13 | -0,28 | 1,92 |
| EIM | 1,41 | 1,25 | 1,68 |
| SMD | -0,41 | -0,56 | 1,68 |
| IMGC | 0,12 | -0,03 | 0,72 |
| CEM | 0,32 | 0,17 | 1,25 |
| METAS | 0,56 | 0,40 | 1,12 |
| IPQ | 1,08 | 0,92 | 2,03 |
| BEV | 0,56 | 0,41 | 1,15 |
| MIRS/FE-LMK | 0,56 | 0,41 | 1,41 |
| NMi/VSL | -0,30 | -0,45 | 0,56 |
| MIKES | 0,01 | -0,14 | 1,99 |
| SP | 0,44 | 0,29 | 1,24 |
| DTI | -0,14 | -0,29 | 2,14 |
| SMU | -0,18 | -0,33 | 0,99 |
| BNM-INM | 0,00 | -0,15 | 0,99 |

| | |
|--|---------|
| Standard uncertainty of $(T_{wm552} - T_P)$ | 0,12 mK |
| Expanded uncertainty of $(T_{wm552} - T_P)$ k=2 | 0,24 mK |

9.4. Gallium fixed point

For the gallium fixed point the differences $(T_{Lab_{ij}} - T_{wm552})$ and their associated expanded uncertainties (k=2) can be found Table 19 and Figure 40.

Figure 40. Gallium fixed point - Differences $(T_{Lab_{ij}} - T_{wm552})$ and their associated expanded uncertainties (k=2)

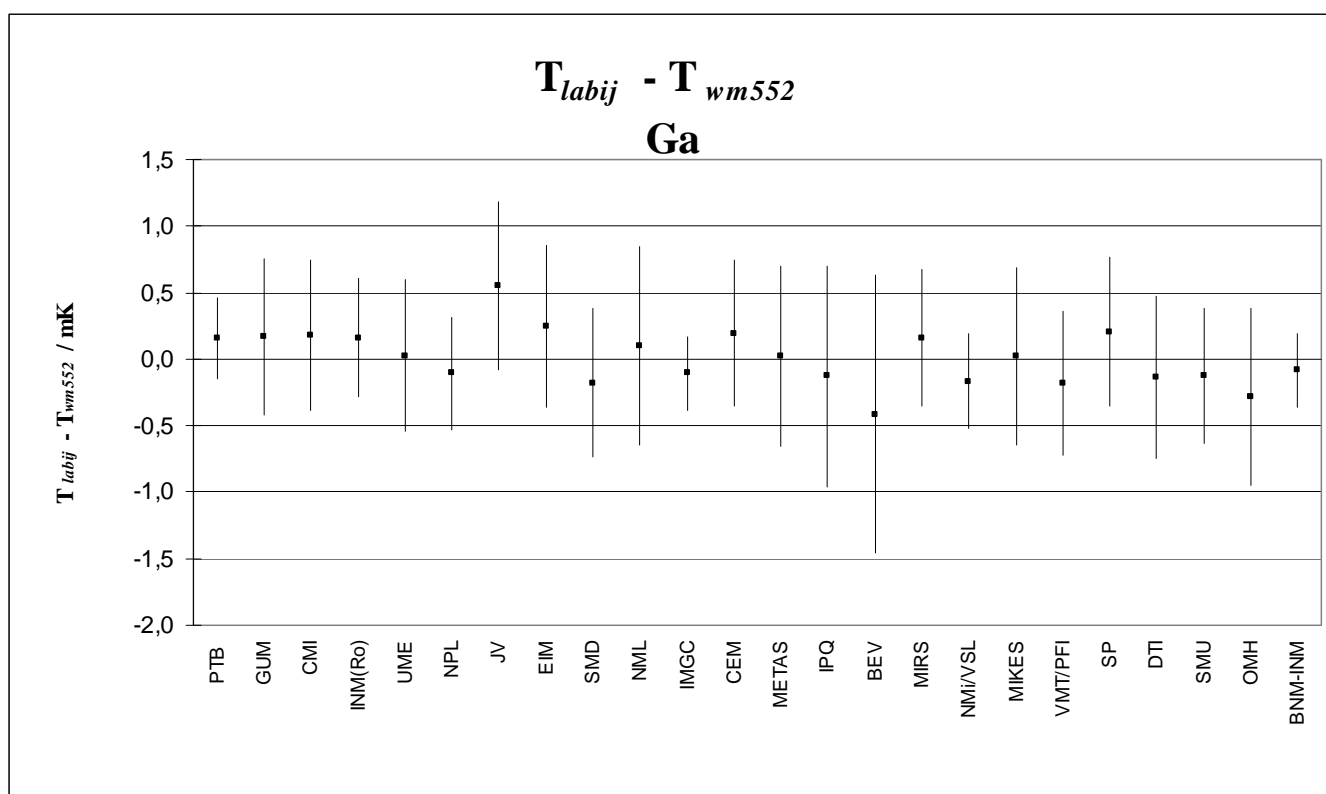


Table 19. Gallium fixed point - Differences $(T_{Lab_j} - T_{wm552})$ and their associated expanded uncertainties (k=2)

| Lab | $T_{Lab_j} - T_P$ mK | $T_{Lab_j} - T_{wm552}$ mK | $U_{(T_{Lab_j} - T_{wm552})}$ (k=2) mK |
|-------------|--|--|--|
| PTB | 0,24 | 0,15 | 0,30 |
| GUM | 0,25 | 0,17 | 0,59 |
| CMI | 0,26 | 0,18 | 0,56 |
| INM(Ro) | 0,25 | 0,16 | 0,44 |
| UME | 0,11 | 0,02 | 0,57 |
| NPL | -0,02 | -0,11 | 0,42 |
| JV | 0,64 | 0,55 | 0,63 |
| EIM | 0,34 | 0,25 | 0,61 |
| SMD | -0,09 | -0,18 | 0,56 |
| NML | 0,19 | 0,10 | 0,74 |
| IMGC | -0,02 | -0,11 | 0,28 |
| CEM | 0,28 | 0,20 | 0,55 |
| METAS | 0,11 | 0,02 | 0,68 |
| IPQ | -0,04 | -0,13 | 0,83 |
| BEV | -0,33 | -0,42 | 1,04 |
| MIRS/FE-LMK | 0,24 | 0,16 | 0,51 |
| NMi/VSL | -0,08 | -0,17 | 0,35 |
| MIKES | 0,11 | 0,02 | 0,67 |
| VMT/PFI | -0,09 | -0,18 | 0,54 |
| SP | 0,29 | 0,21 | 0,56 |
| DTI | -0,05 | -0,14 | 0,61 |
| SMU | -0,04 | -0,13 | 0,51 |
| OMH | -0,20 | -0,28 | 0,66 |
| BNM-INM | 0,00 | -0,09 | 0,28 |

| | |
|--|---------|
| Standard uncertainty of $(T_{wm552} - T_P)$ | 0,05 mK |
| Expanded uncertainty of $(T_{wm552} - T_P)$ k=2 | 0,09 mK |

9.5. Mercury fixed point

For the mercury fixed point the differences $(T_{Lab_{ij}} - T_{wm552})$ and their associated expanded uncertainties (k=2) can be found Table 20 and Figure 41 and 42.

Figure 41. Mercury fixed point - Differences $(T_{Lab_{ij}} - T_{wm552})$ and their associated expanded uncertainties (k=2)

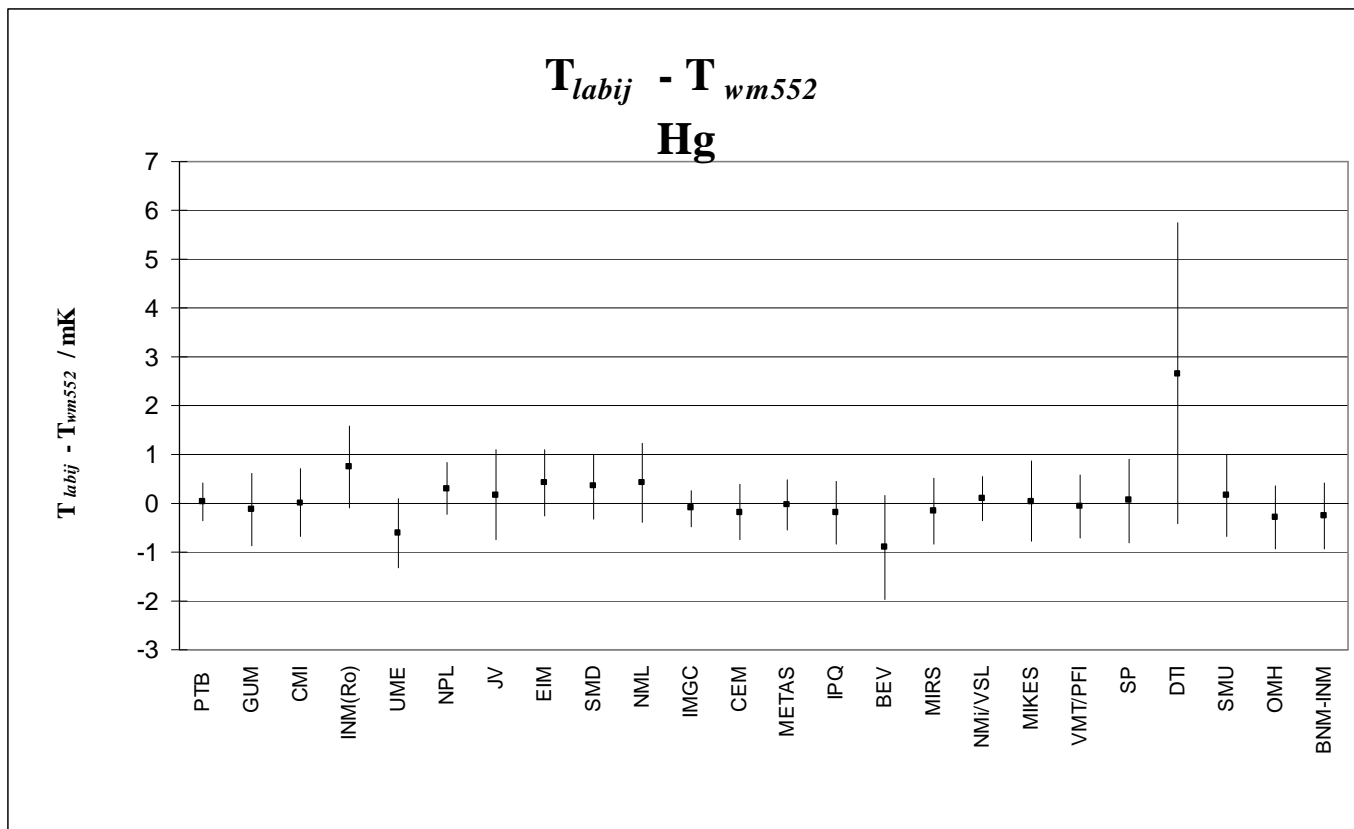


Figure 42. Mercury fixed point - Differences $(T_{Lab_i} - T_{wm552})$ and their associated expanded uncertainties (k=2).

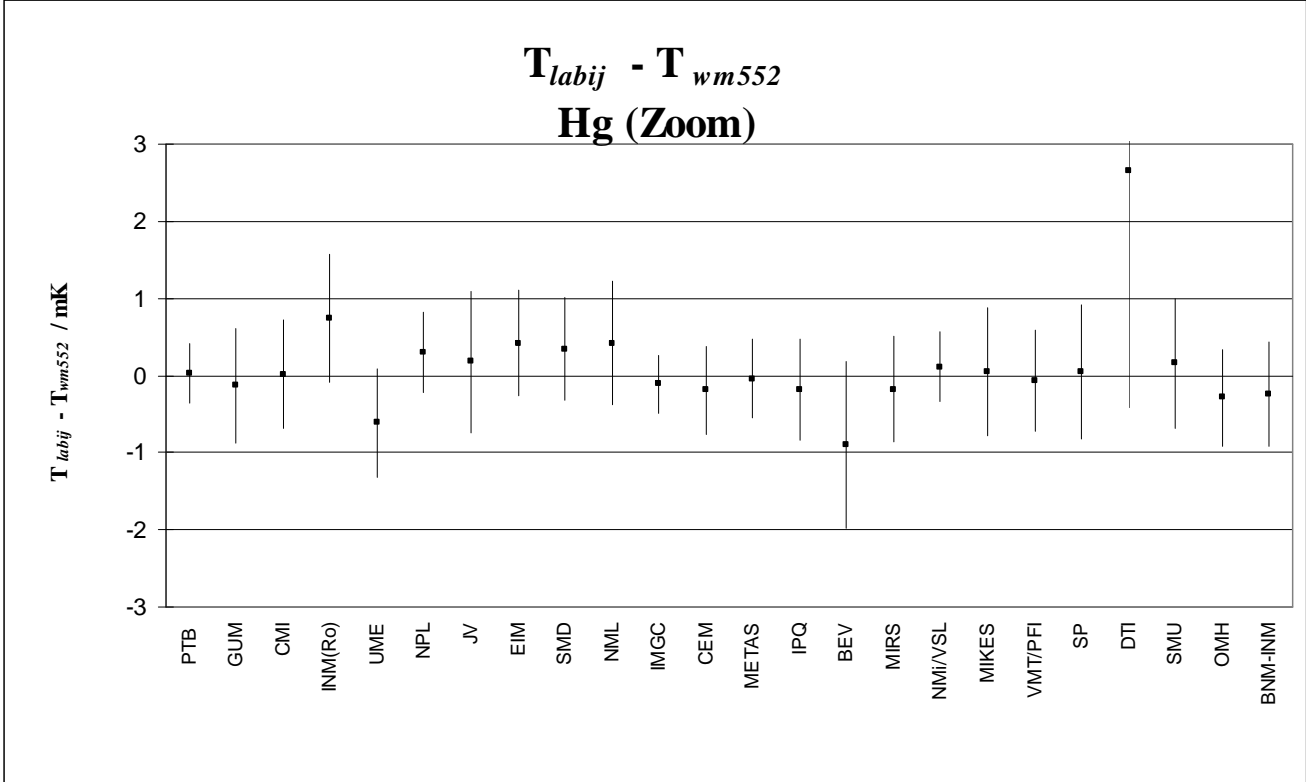


Table 20. Mercury fixed point - Differences $(T_{Lab_i} - T_{wm552})$ and their associated expanded uncertainties (k=2)

| Lab | $T_{Lab} - T_P$ mK | $T_{Lab} - T_{wm552}$ mK | $U_{(T-T_{wm552})}$ (k=2) mK |
|-------------|--|--|--|
| PTB | 0,27 | 0,03 | 0,39 |
| GUM | 0,12 | -0,13 | 0,74 |
| CMI | 0,26 | 0,01 | 0,70 |
| INM(Ro) | 0,99 | 0,74 | 0,84 |
| UME | -0,37 | -0,61 | 0,71 |
| NPL | 0,54 | 0,30 | 0,52 |
| JV | 0,42 | 0,17 | 0,91 |
| EIM | 0,66 | 0,42 | 0,69 |
| SMD | 0,59 | 0,34 | 0,67 |
| NML | 0,67 | 0,42 | 0,80 |
| IMGC | 0,13 | -0,11 | 0,37 |
| CEM | 0,06 | -0,19 | 0,57 |
| METAS | 0,21 | -0,04 | 0,51 |
| IPQ | 0,06 | -0,19 | 0,66 |
| BEV | -0,65 | -0,90 | 1,07 |
| MIRS/FE-LMK | 0,07 | -0,17 | 0,68 |
| NMi/VSL | 0,36 | 0,11 | 0,45 |
| MIKES | 0,29 | 0,05 | 0,82 |
| VMT/PFI | 0,18 | -0,07 | 0,65 |
| SP | 0,30 | 0,05 | 0,87 |
| DTI | 2,90 | 2,66 | 3,08 |
| SMU | 0,40 | 0,16 | 0,84 |
| OMH | -0,04 | -0,29 | 0,63 |
| BNM-INM | 0,00 | -0,25 | 0,68 |

| | |
|--|---------|
| Standard uncertainty of $(T_{wm552} - T_P)$ | 0,06 mK |
| Expanded uncertainty of $(T_{wm552} - T_P)$ k=2 | 0,12 mK |

9.6. Argon fixed point

For the argon fixed point the differences $(T_{Lab_{ij}} - T_{wm552})$ and their associated expanded uncertainties (k=2) can be found Table 21 and Figure 43.

Figure 43. Argon fixed point - Differences $(T_{Lab_{ij}} - T_{wm552})$ and their associated expanded uncertainties (k=2)

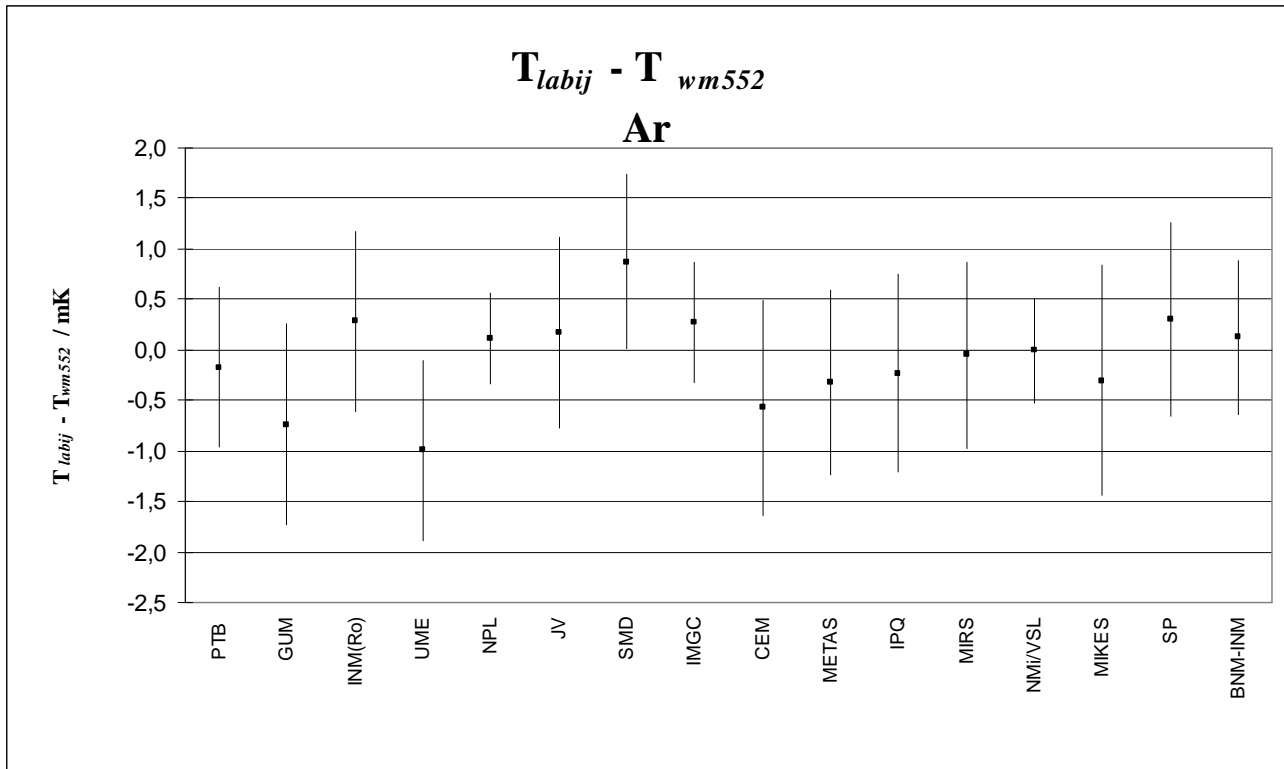


Table 21. Argon fixed point - Differences $(T_{Lab_j} - T_{wm552})$ and their associated expanded uncertainties (k=2)

| Lab | $T_{Lab_j} - T_P$ mK | $T_{Lab_j} - T_{wm552}$ mK | $U_{(T_{Lab_j} - T_{wm552})}$ (k=2) mK |
|-------------|--|--|--|
| PTB | -0,30 | -0,17 | 0,79 |
| GUM | -0,86 | -0,74 | 0,99 |
| INM(Ro) | 0,16 | 0,28 | 0,89 |
| UME | -1,12 | -1,00 | 0,89 |
| NPL | -0,01 | 0,11 | 0,45 |
| JV | 0,05 | 0,17 | 0,94 |
| SMD | 0,75 | 0,87 | 0,86 |
| IMGC | 0,16 | 0,28 | 0,59 |
| CEM | -0,70 | -0,57 | 1,07 |
| METAS | -0,44 | -0,32 | 0,92 |
| IPQ | -0,35 | -0,23 | 0,98 |
| MIRS/FE-LMK | -0,17 | -0,05 | 0,92 |
| NMi/VSL | -0,13 | -0,01 | 0,52 |
| MIKES | -0,43 | -0,30 | 1,14 |
| SP | 0,17 | 0,30 | 0,96 |
| BNM-INM | 0,00 | 0,12 | 0,77 |

| | |
|--|---------|
| Standard uncertainty of $(T_{wm552} - T_P)$ | 0,09 mK |
| Expanded uncertainty of $(T_{wm552} - T_P)$ k=2 | 0,18 mK |

10. Linkage between EUROMET 552 and CCT-K3

10.1 Hypothesis

We propose to use a group of “linking laboratories composed by the pilot and the co-pilots in order to link EUROMET 552” to CCT-K3. The hypothesis is that the mean temperature of the pilot and co-pilot laboratories is the same in EUROMET 552 as it was in CCT-K3:

$$\left(\frac{T_{BNM-INM} + T_{PTB} + T_{IMGC} + T_{NPL} + T_{NMI} + T_{SMU}}{6} \right)_{CCT-K3} = \left(\frac{T_{BNM-INM} + T_{PTB} + T_{IMGC} + T_{NPL} + T_{NMI} + T_{SMU}}{6} \right)_{EUROMET552}$$

$$(T_{(CP\&P)mean})_{EUROMET552} = (T_{(CP\&P)mean})_{CCT-K3}$$

In order to verify this hypothesis we can compare

$$T_{(P\ or\ CP_j)_{EUROMET552}} - \left(\frac{T_{BNM-INM} + T_{PTB} + T_{IMGC} + T_{NPL} + T_{NMI} + T_{SMU}}{6} \right)_{EUROMET552}$$

and

$$T_{(P\ or\ CP_j)_{CCT-K3}} - \left(\frac{T_{BNM-INM} + T_{PTB} + T_{IMGC} + T_{NPL} + T_{NMI} + T_{SMU}}{6} \right)_{CCT-K3}$$

In EUROMET 552

$$\begin{aligned} & T_{(P\ or\ CP_j)_{EUROMET552}} - \left(\frac{T_{BNM-INM} + T_{PTB} + T_{IMGC} + T_{NPL} + T_{NMI} + T_{SMU}}{6} \right)_{EUROMET552} \\ &= \left(T_{(P\ or\ CP_j)_{EUROMET552}} - T_{wm552} \right) \\ & \quad - \frac{(T_{BNM-INM} - T_{wm552}) + (T_{PTB} - T_{wm552}) + (T_{IMGC} - T_{wm552}) + (T_{NPL} - T_{wm552}) + (T_{NMI} - T_{wm552}) + (T_{SMU} - T_{wm552})}{6} \end{aligned}$$

In the same way in CCT-K3

$$\begin{aligned} & T_{(P\ or\ CP_j)_{CCT-K3}} - \left(\frac{T_{BNM-INM} + T_{PTB} + T_{IMGC} + T_{NPL} + T_{NMI} + T_{SMU}}{6} \right)_{CCT-K3} \\ &= \left(T_{(P\ or\ CP_j)_{CCT-K3}} - ARVK3 \right) \\ & \quad - \left(\frac{(T_{BNM-INM} - ARVK3) + (T_{PTB} - ARVK3) + (T_{IMGC} - ARVK3) + (T_{NPL} - ARVK3) + (T_{NMI} - ARVK3) + (T_{SMU} - ARVK3)}{6} \right) \end{aligned}$$

The values of $(T_{BNM-INM} - ARVK3)$, $(T_{PTB} - ARVK3)$, $(T_{IMGC} - ARVK3)$, $(T_{NPL} - ARVK3)$, $(T_{NMI} - ARVK3)$, $(T_{SMU} - ARVK3)$, are extracted from the minutes of the meeting of the CCT WG8 (11-12 December 2003, Delft, The Netherlands). The differences $(T_{(PorCPj)} - T_{(CPj\&P)mean})$ in EUROMET 552 and CCT-K3 are tabulated in Tables 22 to 28 and plotted in Figures 36 to 41. The tables and figures also include the ranges of values according to the uncertainties affected to their results by the pilot and the co-pilot laboratories in CCT-K3 and EUROMET 552.

Table 22 . Zinc fixed point. Comparison of the results of the “linking laboratories” in EUROMET 552 and CCT-K3.

| Lab | $[T_{(PorCPj)} - T_{(P\&CPj)mean}] - U$ mK | $[T_{(PorCPj)} - T_{(P\&CPj)mean}] + U$ mK | $[T_{(PorCPj)} - T_{(P\&CPj)mean}]$ mK |
|-------------|---|---|---|
| PTB/K3 | -1,94 | 0,70 | -0,62 |
| PTB/552 | -1,66 | 1,02 | -0,32 |
| NPL/ K3 | -0,45 | 1,31 | 0,43 |
| NPL/552 | -1,66 | 0,54 | -0,56 |
| IMGC/K3 | -1,57 | 0,11 | -0,73 |
| IMGC/552 | -1,49 | 0,97 | -0,26 |
| NMi-VSL/K3 | -0,70 | 1,22 | 0,26 |
| NMi-VSL/552 | -1,55 | 0,25 | -0,65 |
| SMU/K3 | -0,90 | 1,10 | 0,10 |
| SMU/552 | -0,09 | 1,63 | 0,77 |
| BNM-INM/K3 | -0,72 | 1,84 | 0,56 |
| BNM-INM/552 | -0,28 | 2,32 | 1,02 |

| | | |
|------------------------------------|-------|-------|
| $(ARVK3 - T_{(P\&CPj)mean})$ | in mK | -0,06 |
| $(T_{(wm552)} - T_{(P\&CPj)mean})$ | in mK | 0,17 |

Figure 36 . Zinc fixed point. Comparison of the results of the “linking laboratories” in EUROMET 552 and CCT-K3.

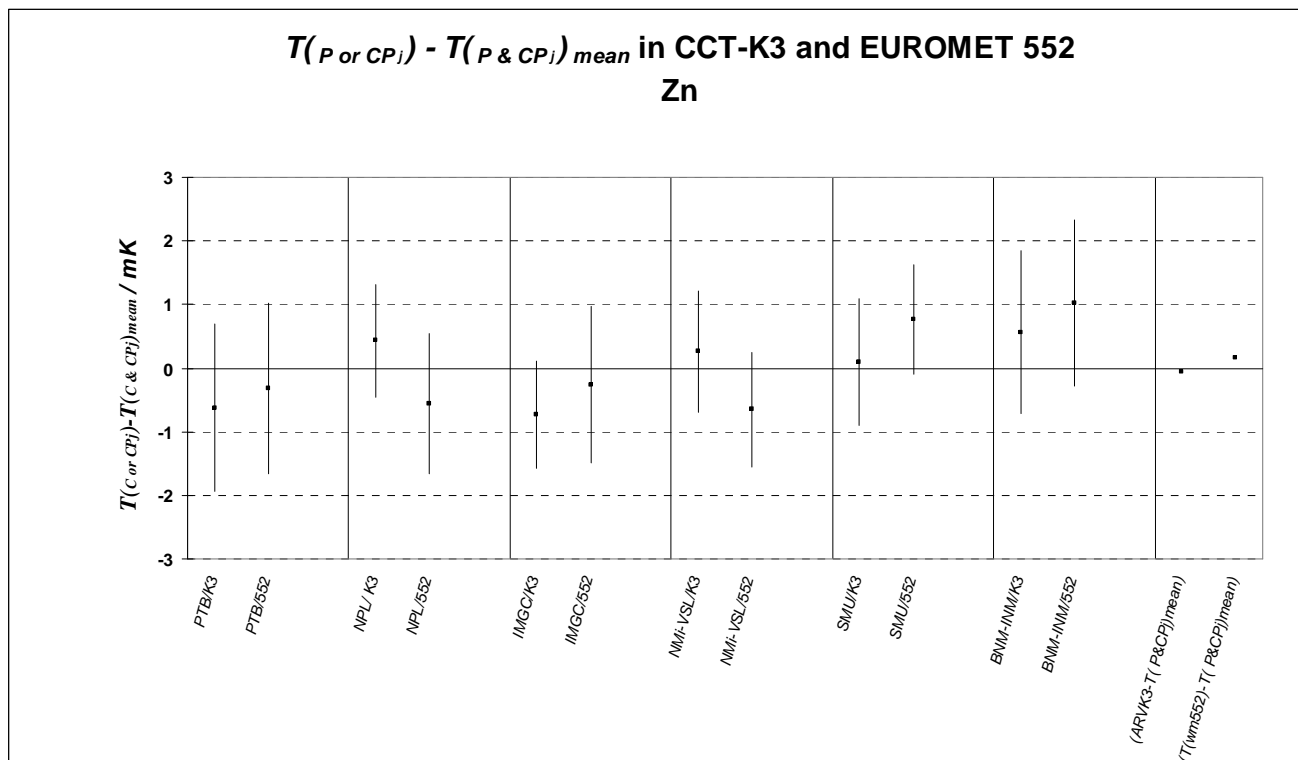


Table 23 . Tin fixed point. Comparison of the results of the “linking laboratories” in EUROMET 552 and CCT-K3.

| Lab | $[T(P_{or}CP_j) - T(P\&CP_j)_{mean}] - U$ mK | $[T(P_{or}CP_j) - T(P\&CP_j)_{mean}] + U$ mK | $[T(P_{or}CP_j) - T(P\&CP_j)_{mean}]$ mK |
|-------------|---|---|---|
| PTB/K3 | -0,51 | 1,33 | 0,41 |
| PTB/552 | -0,52 | 1,17 | 0,33 |
| NPL/ K3 | -0,80 | 0,68 | -0,06 |
| NPL/552 | -1,27 | 0,48 | -0,40 |
| IMGC/K3 | -0,34 | 0,50 | 0,08 |
| IMGC/552 | -0,79 | 0,68 | -0,06 |
| NMi-VSL/K3 | -0,96 | 0,52 | -0,22 |
| NMi-VSL/552 | -0,60 | 0,81 | 0,11 |
| SMU/K3 | -0,98 | 1,14 | 0,08 |
| SMU/552 | -0,85 | 1,00 | 0,08 |
| BNM-INM/K3 | -1,35 | 0,77 | -0,29 |
| BNM-INM/552 | -1,01 | 0,90 | -0,06 |

| | | |
|----------------------------------|-------|-------|
| $(ARVK3 - T(P\&CP_j)_{mean})$ | in mK | -0,25 |
| $(T(wm552) - T(P\&CP_j)_{mean})$ | in mK | -0,11 |

Figure 37 . Tin fixed point. Comparison of the results of the “linking laboratories” in EUROMET 552 and CCT-K3.

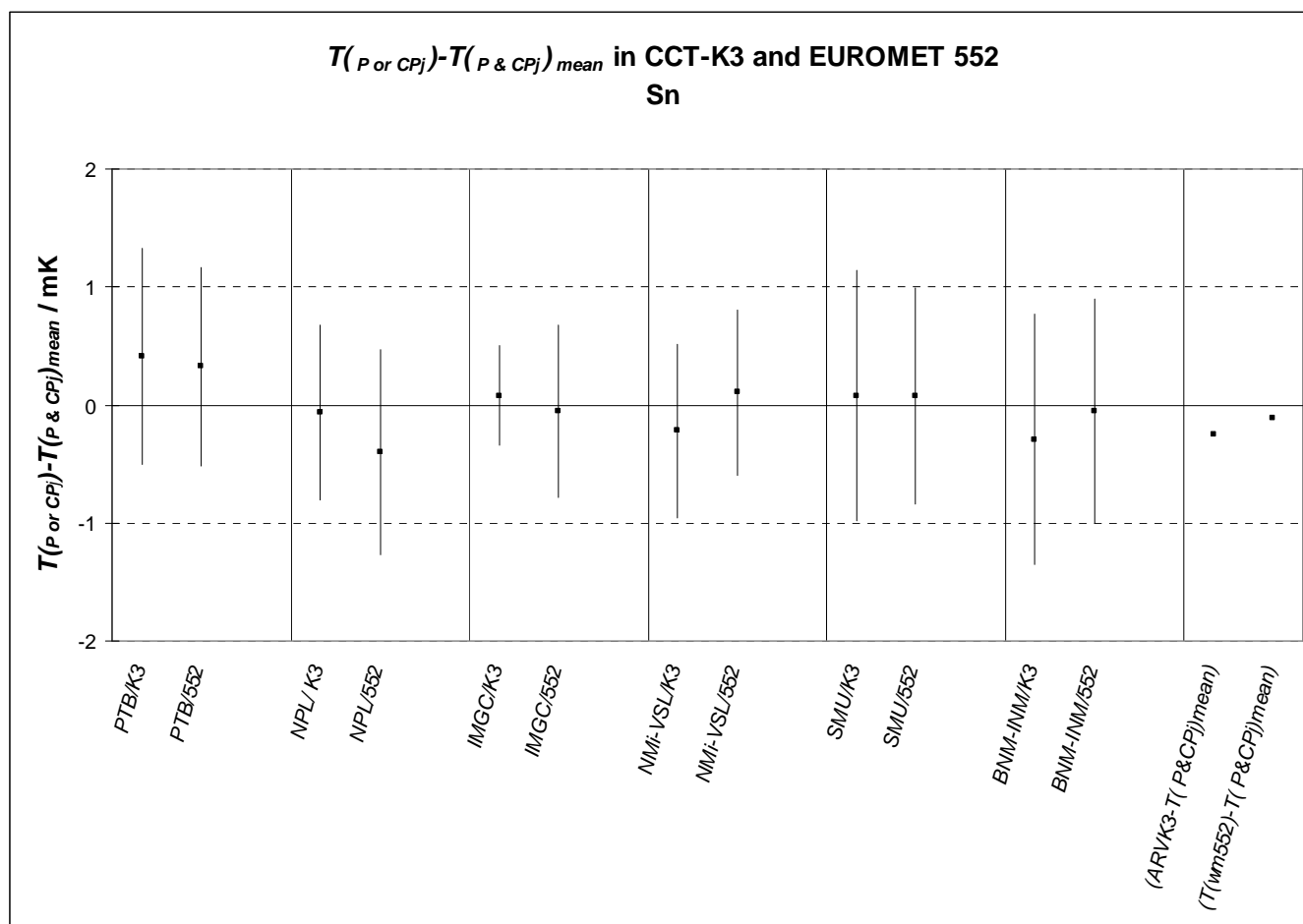


Table 24 . Indium fixed point. Comparison of the results of the “linking laboratories” in EUROMET 552 and CCT-K3.

| Lab | $[T(P_{or}CP_j) - T(P\&CP_j)_{mean}] - U$ mK | $[T(P_{or}CP_j) - T(P\&CP_j)_{mean}] + U$ mK | $[T(P_{or}CP_j) - T(P\&CP_j)_{mean}]$ mK |
|-------------|---|---|---|
| PTB/K3 | -0,87 | 1,49 | 0,31 |
| PTB/552 | -0,46 | 1,26 | 0,40 |
| NPL/ K3 | -0,76 | 0,64 | -0,06 |
| NPL/552 | -1,27 | 0,29 | -0,49 |
| IMGC/K3 | -0,26 | 0,98 | 0,36 |
| IMGC/552 | -0,42 | 0,84 | 0,21 |
| NMI-VSL/K3 | -1,26 | 0,06 | -0,60 |
| NMI-VSL/552 | -0,71 | 0,29 | -0,21 |
| BNM-INM/K3 | -0,67 | 0,65 | -0,01 |
| BNM-INM/552 | -0,85 | 1,03 | 0,09 |

| | | |
|----------------------------------|-------|------|
| $(ARVK3 - T(P\&CP_j)_{mean})$ | in mK | 0,16 |
| $(T(wm552) - T(P\&CP_j)_{mean})$ | in mK | 0,24 |

Figure 38 . Indium fixed point. Comparison of the results of the “linking laboratories” in EUROMET 552 and CCT-K3.

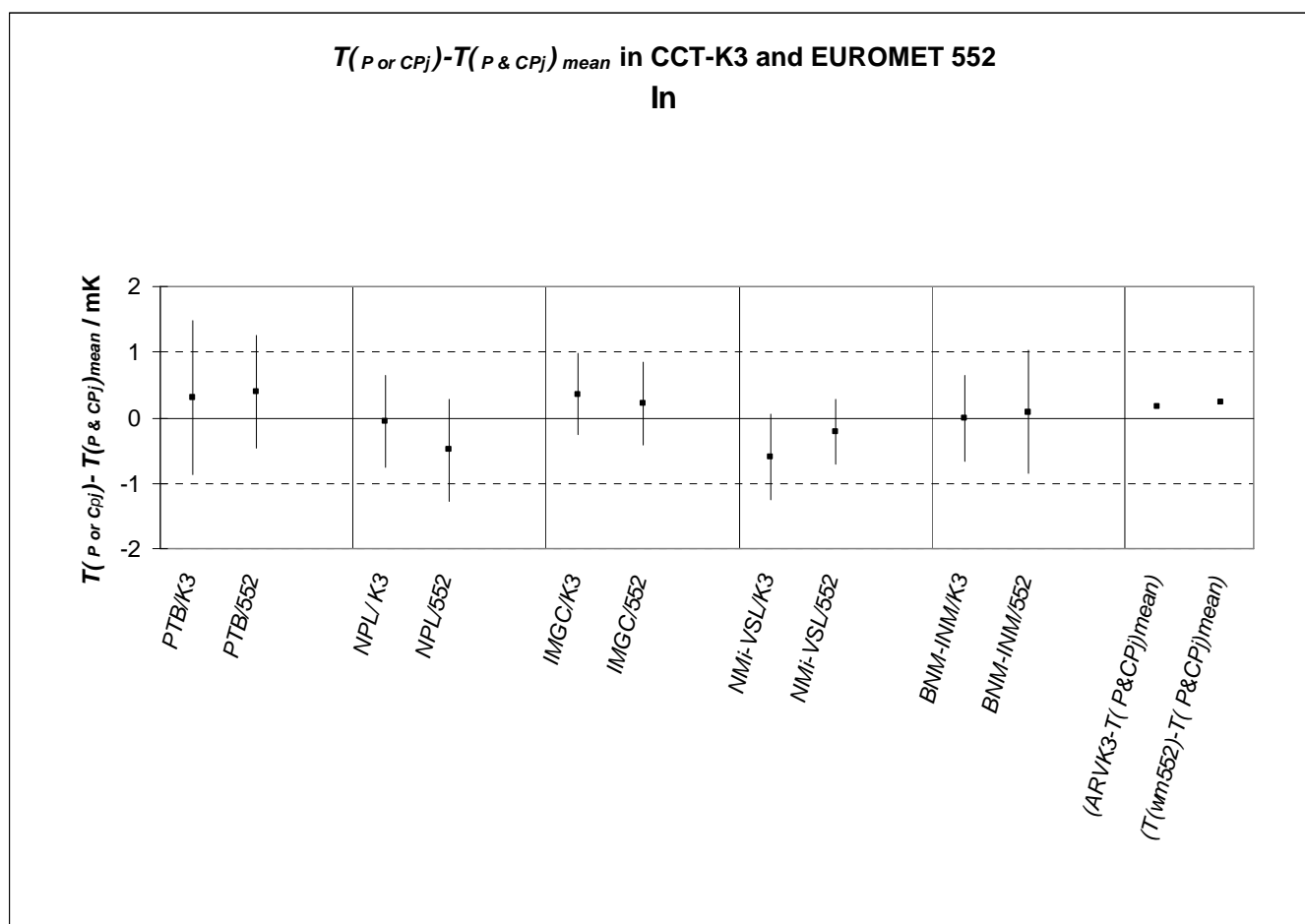


Table 25 . Gallium fixed point. Comparison of the results of the “linking laboratories” in EUROMET 552 and CCT-K3.

| Lab | $[T_{(PorCPj)} - T_{(P\&CPj)mean}] - U$ mK | $[T_{(PorCPj)} - T_{(P\&CPj)mean}] + U$ mK | $[T_{(PorCPj)} - T_{(P\&CPj)mean}]$ mK |
|-------------|---|---|---|
| PTB/K3 | -0,04 | 0,48 | 0,22 |
| PTB/552 | -0,04 | 0,50 | 0,23 |
| NPL/ K3 | -0,59 | 0,29 | -0,15 |
| NPL/552 | -0,40 | 0,32 | -0,04 |
| IMGC/K3 | -0,01 | 0,23 | 0,11 |
| IMGC/552 | -0,21 | 0,13 | -0,04 |
| NMI-VSL/K3 | -0,63 | 0,21 | -0,21 |
| NMI-VSL/552 | -0,40 | 0,20 | -0,10 |
| SMU/K3 | -0,16 | 0,28 | 0,06 |
| SMU/552 | -0,28 | 0,16 | -0,06 |
| BNM-INM/K3 | -0,31 | 0,29 | -0,01 |
| BNM-INM/552 | -0,33 | 0,31 | -0,01 |

| | | |
|------------------------------------|-------|-------|
| $(ARVK3 - T_{(P\&CPj)mean})$ | in mK | -0,02 |
| $(T_{(wm552)} - T_{(P\&CPj)mean})$ | in mK | 0,08 |

Figure 39. Gallium fixed point. Comparison of the results of the “linking laboratories” in EUROMET 552 and CCT-K3.

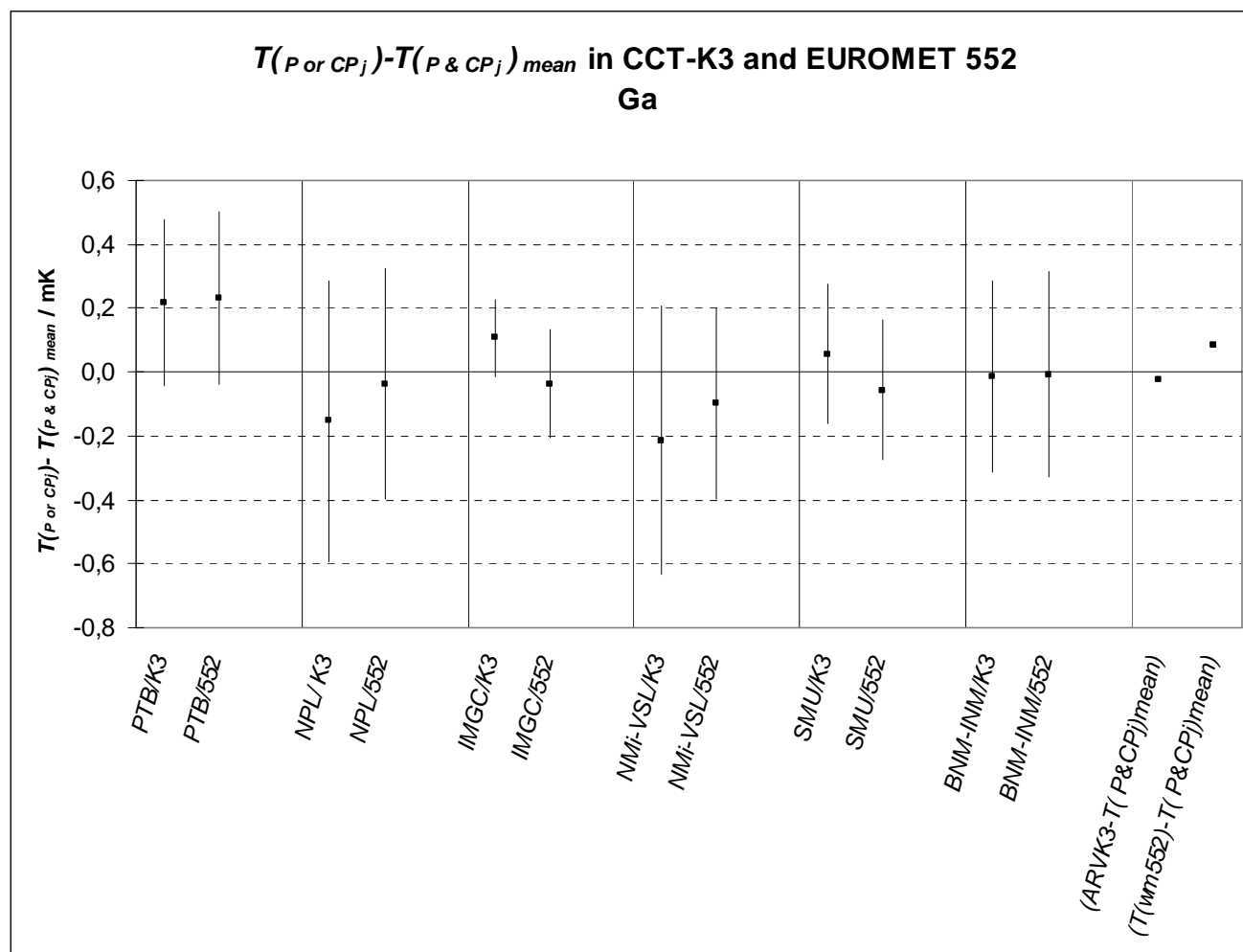


Table 26 . Mercury fixed point. Comparison of the results of the “linking laboratories” in EUROMET 552 and CCT-K3.

| Lab | $[T(P_{or}CP_j) - T(P\&CP_j)_{mean}] - U$ mK | $[T(P_{or}CP_j) - T(P\&CP_j)_{mean}] + U$ mK | $[T(P_{or}CP_j) - T(P\&CP_j)_{mean}]$ mK |
|-------------|---|---|---|
| PTB/K3 | -0,28 | 0,32 | 0,02 |
| PTB/552 | -0,27 | 0,29 | 0,01 |
| NPL/ K3 | -0,24 | 0,60 | 0,18 |
| NPL/552 | -0,08 | 0,64 | 0,28 |
| IMGC/K3 | -0,28 | 0,24 | -0,02 |
| IMGC/552 | -0,39 | 0,13 | -0,13 |
| NMi-VSL/K3 | -0,29 | 0,51 | 0,11 |
| NMi-VSL/552 | -0,21 | 0,35 | 0,09 |
| BNM-INM/K3 | -0,88 | 0,28 | -0,30 |
| BNM-INM/552 | -0,89 | 0,35 | -0,27 |

| | | |
|----------------------------------|-------|-------|
| $(ARVK3 - T(P\&CP_j)_{mean})$ | in mK | 0,12 |
| $(T(wm552) - T(P\&CP_j)_{mean})$ | in mK | -0,02 |

Figure 40 . Mercury fixed point. Comparison of the results of the “linking laboratories” in EUROMET 552 and CCT-K3.

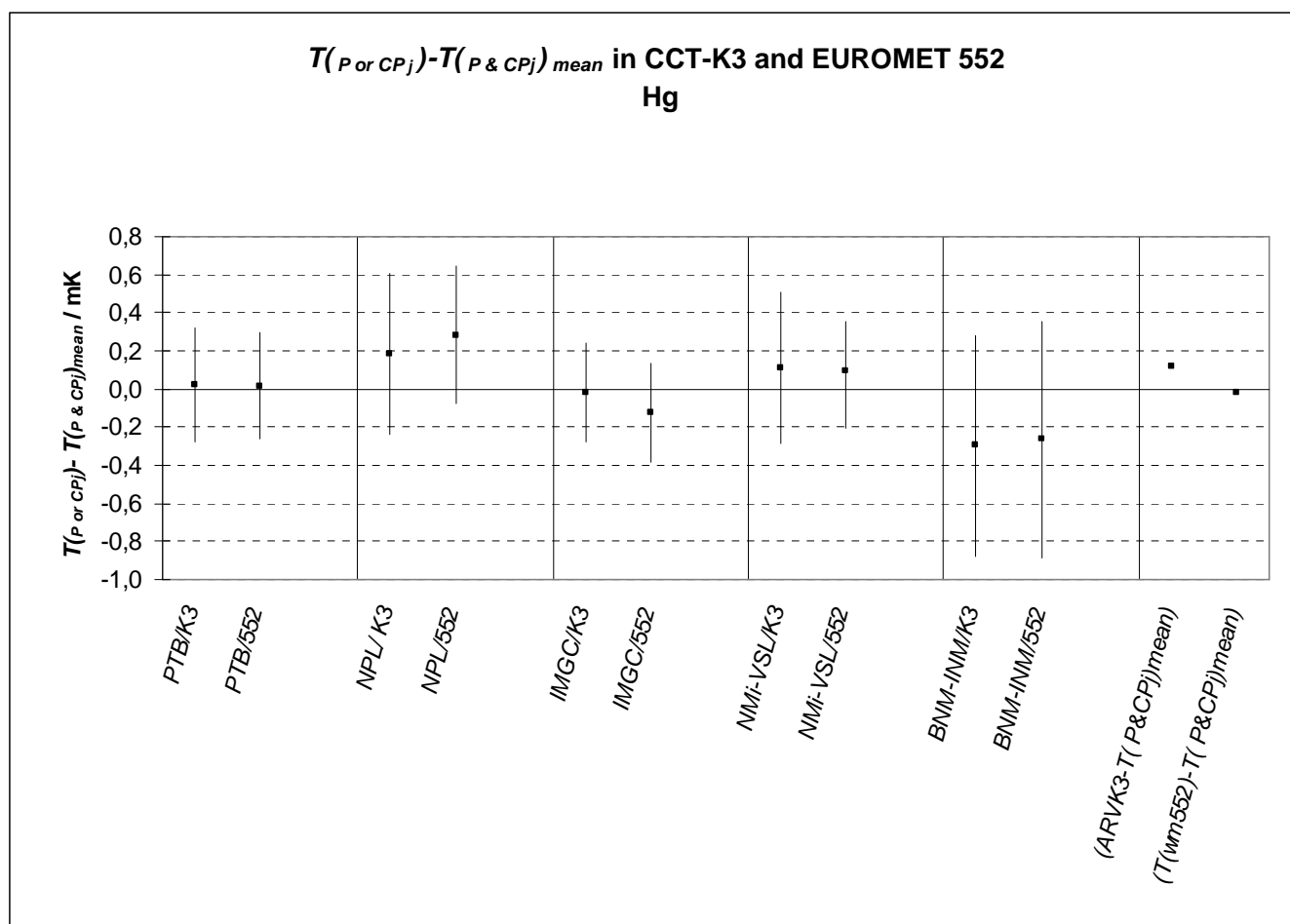
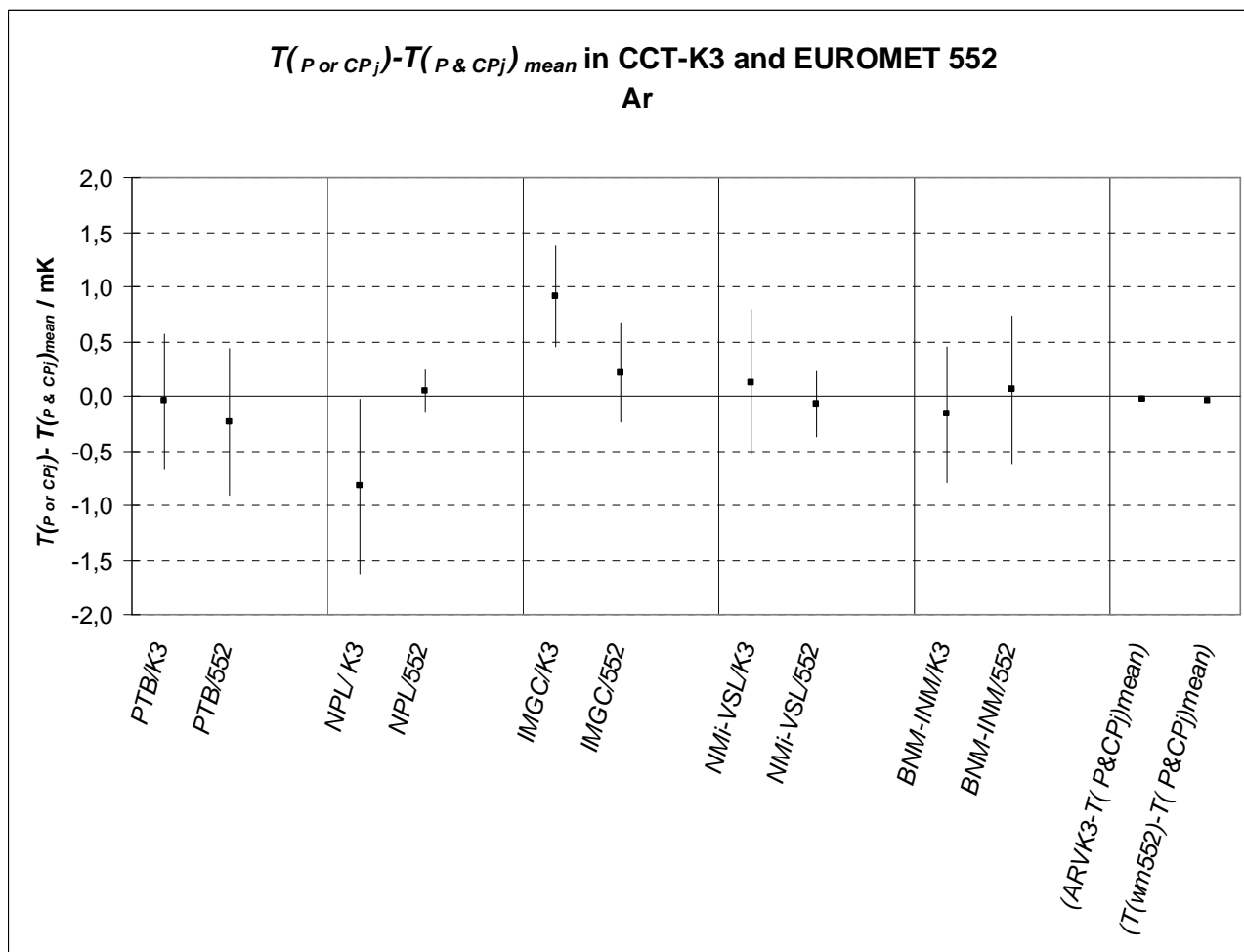


Table 27 . Argon fixed point. Comparison of the results of the “linking laboratories” in EUROMET 552 and CCT-K3.

| Lab | $[T(P_{or}CP_j) - T(P\&CP_j)_{mean}] - U$ mK | $[T(P_{or}CP_j) - T(P\&CP_j)_{mean}] + U$ mK | $[T(P_{or}CP_j) - T(P\&CP_j)_{mean}]$ mK |
|-------------|---|---|---|
| PTB/K3 | -0,67 | 0,57 | -0,05 |
| PTB/552 | -0,91 | 0,43 | -0,24 |
| NPL/ K3 | -1,63 | -0,03 | -0,83 |
| NPL/552 | -0,16 | 0,24 | 0,04 |
| IMGC/K3 | 0,45 | 1,37 | 0,91 |
| IMGC/552 | -0,25 | 0,67 | 0,21 |
| NMi-VSL/K3 | -0,54 | 0,78 | 0,12 |
| NMi-VSL/552 | -0,38 | 0,22 | -0,08 |
| BNM-INM/K3 | -0,79 | 0,45 | -0,17 |
| BNM-INM/552 | -0,63 | 0,73 | 0,05 |

| | | |
|----------------------------------|-------|-------|
| $(ARVK3 - T(P\&CP_j)_{mean})$ | in mK | -0,03 |
| $(T(wm552) - T(P\&CP_j)_{mean})$ | in mK | -0,07 |

Figure 41 . Argon fixed point. Comparison of the results of the “linking laboratories” in EUROMET 552 and CCT-K3.



It can be seen that even when the results given by one or several members of the “linking laboratories” are not positioned in the same place in EUROMET 552 and CCT-K3 the mean calculated for the group is really reproducible.

The difference between $(ARVK3 - T_{(P\&CPj)mean})$ and $(T_{(wm552)} - T_{(P\&CPj)mean})$ is generally equal or smaller than 0.1 mK except at the Zinc (0.23 mK) and Tin (0.14 mK) fixed points.

10.2 Uncertainty linked with the reproducibility of $T_{(P\ or\ CP_j)mean}$

We suggest to estimate the uncertainty linked to the reproducibility of $T_{(P\&CPj)mean}$ from the reproducibility of the members of this group:

$$D_{(P\ or\ CP_j)} = \left[T_{(P\ or\ CP_j)EUROMET552} - \left(\frac{T_{BNM-INM} + T_{PTB} + T_{IMGC} + T_{NPL} + T_{NMi} + T_{SMU}}{6} \right)_{EUROMET552} \right] - \left[T_{(P\ or\ CP_j)CCT-K3} - \left(\frac{T_{BNM-INM} + T_{PTB} + T_{IMGC} + T_{NPL} + T_{NMi} + T_{SMU}}{6} \right)_{CCT-K3} \right]$$

The uncertainty is obtained using the value of D associated with a rectangular distribution:

$$u_{reprod\ (P\ or\ CP_j)} = \frac{|D_{(P\ or\ CP_j)}|}{2\sqrt{3}}$$

The uncertainty due to the reproducibility of $T_{(P\&CPj)mean}$ is obtained from:

$$u_{reprod\ (P\&CPj)mean} = \frac{1}{6} \cdot \sqrt{u_{reprodBNM-INM}^2 + u_{reprodPTB}^2 + u_{reprodIMGC}^2 + u_{reprodNPL}^2 + u_{reprodNMi}^2 + u_{reprodSMU}^2}$$

The table 28 gives for each fixed point the uncertainty associated with the reproducibility of each member of this group and the one related to $T_{(P\&CPj)mean}$

Table 28: Uncertainty derived from the reproducibility of each member of the “linking laboratories” group. Uncertainty on $T_{(P\&CPj)mean}$

| Fixed point | BNM-INM | PTB | IMGC | SMU | NPL | NMi-VSL | $u_{reprod\ (P\&CPj)mean}$ | $U_{reprod\ (P\&CPj)mean\ k=2}$ |
|-------------|---------|-------|------|-------|------|---------|----------------------------|---------------------------------|
| Zn | 0.14 | 0.09 | 0.14 | 0.20 | 0.29 | 0.27 | 0.08 | 0.16 |
| Sn | 0.07 | 0.03 | 0.04 | <0.01 | 0.10 | 0.10 | 0.03 | 0.05 |
| In | 0.03 | 0.03 | 0.04 | / | 0.13 | 0.11 | 0.04 | 0.07 |
| Ga | <0.01 | <0.01 | 0.04 | 0.03 | 0.03 | 0.03 | 0.01 | 0.02 |
| Hg | <0.01 | <0.01 | 0.03 | / | 0.03 | <0.01 | 0.01 | 0.02 |
| Ar | 0.07 | 0.06 | 0.21 | / | 0.26 | 0.06 | 0.07 | 0.14 |

11. Bilateral Equivalence

11.1 Bilateral Equivalence for a direct comparison between two participants in the same loop of EUROMET 552

The degree of equivalence between the EUROMET participating laboratories in the same loop can be calculated from the results Table 16 to 22.

$$\left(T_{Lab_{ij}} - T_{Lab_{hj(h \neq i)}} \right) = \left(T_{Lab_{ij}} - T_{wm552} \right) - \left(T_{Lab_{hj(h \neq i)}} - T_{wm552} \right)$$

Which then leads to the uncertainty formula

$$u_{\left(T_{Lab_{ij}} - T_{Lab_{hj(h \neq i)}} \right)} = \sqrt{u_{T_{Lab_{ij}}}^2 + u_{T_{Lab_{hj(h \neq i)}}}^2 + u_{stabSPRT j}^2}$$

It is possible to calculate $u_{\left(T_{Lab_{ij}} - T_{Lab_{hj(h \neq i)}} \right)}$ from $u_{\left(T_{Lab_{ij}} - T_{wm552} \right)}$ and $u_{\left(T_{Lab_{hj(h \neq i)}} - T_{wm552} \right)}$

$$u_{\left(T_{Lab_{ij}} - T_{Lab_{hj(h \neq i)}} \right)} = \sqrt{u_{\left(T_{Lab_{ij}} - T_{wm552} \right)}^2 + u_{\left(T_{Lab_{hj(h \neq i)}} - T_{wm552} \right)}^2 - \left[2 \cdot \left(u_{\left(T_{wm552} - T_p \right)}^2 + u_{reproducibility T_p}^2 \right) + u_{stabSPRT j}^2 \right]}$$

The expanded uncertainty U (95%) is given by:

$$U_{\left(T_{Lab_{ij}} - T_{Lab_{hj(h \neq i)}} \right)} = 2 \cdot \sqrt{u_{\left(T_{Lab_{ij}} - T_{wm552} \right)}^2 + u_{\left(T_{Lab_{hj(h \neq i)}} - T_{wm552} \right)}^2 - \left[2 \cdot \left(u_{\left(T_{wm552} - T_p \right)}^2 + u_{reproducibility T_p}^2 \right) + u_{stabSPRT j}^2 \right]}$$

$$U_{\left(T_{Lab_{ij}} - T_{Lab_{hj(h \neq i)}} \right)} = \sqrt{U_{\left(T_{Lab_{ij}} - T_{wm552} \right)}^2 + U_{\left(T_{Lab_{hj(h \neq i)}} - T_{wm552} \right)}^2 - A}$$

with

$$A = \left[2 \cdot \left(U_{\left(T_{wm552} - T_p \right)}^2 + U_{reproducibility T_p}^2 \right) + U_{stabSPRT j}^2 \right]$$

The values of A according to the fixed point and the loop considered are given Table 29.

Table 29 . Values of A

| Fixed point | Loop 1 A in mK ² | Loop 2 A in mK ² | Loop 3 A in mK ² | Loop 4 A in mK ² | Loop 5 A in mK ² |
|-------------|--------------------------------|--------------------------------|--------------------------------|--------------------------------|--------------------------------|
| Ar | "" | 0,187 | 0,222 | 0,222 | 0,209 |
| Hg | 0,269 | 0,123 | 0,166 | 0,128 | 0,199 |
| Ga | 0,226 | 0,065 | 0,177 | 0,036 | 0,065 |
| In | 0,136 | 0,184 | 0,126 | 0,164 | 0,142 |
| Sn | 1,212 | 0,482 | 0,504 | 0,216 | 0,270 |
| Zn | 1,142 | 2,486 | 1,834 | 0,426 | 1,420 |

Example: Determination of the bilateral equivalence at the Sn fixed point between METAS and IPQ (these two laboratories are involved in loop 2)

$$(T_{METAS} - T_{IPQ}) = (T_{METAS} - T_{wm552}) - (T_{IPQ} - T_{wm552}) = 0.68 \text{ mK} - 1.06 \text{ mK} = -0.38 \text{ mK}$$

$$U_{(T_{METAS} - T_{IPQ})} = \sqrt{U_{(T_{METAS} - T_{wm552})}^2 + U_{(T_{IPQ} - T_{wm552})}^2 - A_{Sn \text{ loop2}}}$$

$$U_{(T_{METAS} - T_{IPQ})} = \sqrt{(1.07)^2 + (1.44)^2 - 0.482} = 1.65 \text{ mK}$$

11.2 Bilateral Equivalence for a direct comparison between two participants in different loops of EUROMET 552

The degree of equivalence between the EUROMET participating laboratories in different loops can be calculated from the results Table 16 to 22.

$$(T_{Lab_{ij}} - T_{Lab_{hg(g \neq j)}}) = (T_{Lab_{ij}} - T_{wm552}) - (T_{Lab_{hg(g \neq j)}} - T_{wm552})$$

$T_{Lab_{hg(g \neq j)}}$: value measured by the lab h in the loop g

$g = 1 \dots 5$

$h = 1 \dots N_g$ lab index in loop g

$$u_{(T_{Lab_{ij}} - T_{Lab_{hg(g \neq j)}})} = \sqrt{u_{T_{Lab_{ij}}}^2 + u_{T_{Lab_{hg(g \neq j)}}}^2 + u_{StabSPRT_j}^2 + u_{StabSPRT_g}^2 + u_{reproducibilityTP}^2}$$

The uncertainty can also be determined using $u_{(T_{Lab_{ij}} - T_{wm552})}$ and $u_{(T_{Lab_{ig}} - T_{wm552})}$

$$u_{(T_{Lab_{ij}} - T_{Lab_{ig(g \neq j)}})} = \sqrt{u_{(T_{Lab_{ij}} - T_{wm552})}^2 + u_{(T_{Lab_{ig(g \neq j)}} - T_{wm552})}^2 - (2 \cdot u_{(T_{wm552} - T_P)}^2 + u_{reproducibilityTP}^2)}$$

Finally, the expanded uncertainty U (95%) is given by:

$$U_{(T_{Lab_{ij}} - T_{Lab_{ij}(h \neq i)})} = \sqrt{U_{(T_{Lab_{ij}} - T_{wm552})}^2 + U_{(T_{Lab_{ij}(h \neq i)} - T_{wm552})}^2} - B$$

with

$$B = \left[2 \cdot \left(U_{(T_{wm552} - T_p)}^2 \right) + U_{reproducibility T_p}^2 \right]$$

The values of B according to the fixed point are given Table 30.

Table 30 . Values of B

| Fixed point | B in mK ² |
|-------------|----------------------|
| Ar | 0.29 |
| Hg | 0.16 |
| Ga | 0.12 |
| In | 0.03 |
| Sn | 0.07 |
| Zn | 0.08 |

Example: Determination of the bilateral equivalence at the Sn fixed point between METAS (loop 2) and JV (loop 5)

$$(T_{METAS} - T_{JV}) = (T_{METAS} - T_{wm552}) - (T_{JV} - T_{wm552}) = 0.68 \text{ mK} - (-0.65 \text{ mK}) = 1.33 \text{ mK}$$

$$U_{(T_{METAS} - T_{JV})} = \sqrt{U_{(T_{METAS} - T_{wm552})}^2 + U_{(T_{JV} - T_{wm552})}^2} - B_{Sn}$$

$$U_{(T_{METAS} - T_{JV})} = \sqrt{(1.07)^2 + (1.46)^2} - 0.07 = 1.76 \text{ mK}$$

11.3 Bilateral Equivalence between the participants in EUROMET 552 and CCT-K3

Our proposal is to calculate the degree of equivalence between the EUROMET participating laboratories and the CCT-K3 participants by the following way:

$$(T_{Lab_{ij552}} - T_{Lab_{XXX3}}) = (T_{Lab_{ij552}} - T_{wm552}) - (T_{(P \& CP_j)mean} - T_{wm552}) + (T_{(P \& CP_j)mean} - T_{Lab_{XXX3}})$$

$\left(T_{Lab_{ij552}} - T_{wm552}\right)$ comes from the results presented Tables 16 to 21

$\left(T_{(P \& CP_j)mean} - T_{wm552}\right)$ comes from the results presented Tables 22 to 27

$\left(T_{(P \& CP_j)mean} - T_{Lab_{XXX3}}\right)$ have to be calculated from the results of CCT-K3

$$u\left(T_{Lab_{ij552}} - T_{Lab_{XXX3}}\right) = \sqrt{u\left(T_{Lab_{ij552}} - T_{wm552}\right)^2 + u\left(T_{(P \& CP_j)mean} - T_{Lab_{XXX3}}\right)^2 + u_{reprod}^2(P \& CP_j)_{mean}}$$

$u\left(T_{Lab_{ij552}} - T_{wm552}\right)$ comes from Tables 16 to 21

$u_{reprod}(P \& CP_j)_{mean}$ comes from Table 28

$u\left(T_{(P \& CP_j)mean} - T_{Lab_{XXX3}}\right)$ have to be calculated from the uncertainties given in CCT-K3

The expanded uncertainty U (95%) is :

$$U\left(T_{Lab_{ij552}} - T_{Lab_{XXX3}}\right) = 2 \cdot u\left(T_{Lab_{ij552}} - T_{Lab_{XXX3}}\right)$$

12. Conclusion

EUROMET Project 552 compares the various European local realisations of the ITS-90 from the triple point of Ar (83,805 8 K) to the freezing point of Zinc (692,677 K) using long-stem SPRTs. This project was agreed by the CCT-WG7 as a Regional Key comparison corresponding to CCT-K3 and was named EUROMET.T-K3.

The comparison involved 6 NMLs that have already taken part in CIPM key comparison CCT-K3 (BNM-INM/CNAM, SMU, IMG, NMI-VSL, NPL, PTB) and 18 other European national laboratories. The comparison was divided in five different loops coordinated by a co-pilot that was chosen among the laboratories having participated to the CCT K3 comparison. BNM-INM/CNAM played the role of pilot and as a link between the loops.

In order to have sufficient information about a possible drift of the SPRTs, the co-pilots have performed a calibration over the full temperature range at the beginning and at the end of the loop.

Given that the protocol of the comparison contains a detailed description of how the uncertainties are to be calculated, the uncertainty budgets established by the participants seem consistent or, at least, homogeneous.

The results of the comparison were analysed by the pilot and the Draft A version 1 was sent to all the participants on January 2005. The ERV used for the version 1 was the simple mean of the results. The participant laboratories decided during a Workshop organized by the pilot in Vienna on

April 2005 to use as ERV the weighted mean. So, the Draft A version 2 is set up on this pronouncement.

For a matter of clarity, the results are firstly presented loop by loop, but a EUROMET Reference Value (ERV) taking into account the whole comparison had to be defined. In order to calculate this ERV it is proposed to take advantage of the presence of BNM-INM/CNAM in the five loops ; the differences between each laboratory's results and BNM-INM's were considered.

Finally, a method for establishing the bilateral equivalence between the participants in CCT-K3 and in EUROMET 552 is proposed by the pilot.

Appendix A. Technical protocol

Agreed EUROMET Project N° 552

Comparison of the realisations of the ITS-90 over the range 83,805 8 K to 692,677 K

“Technical protocol”

(version 3 – 10/04/2001)

Redactors:

Eliane Renaot

Yves Hermier

Georges Bonnier

1. Introduction

The project is expected to be complementary to the CIPM comparison K-3.

All participants of this comparison should follow the instructions, which are given below. Moreover, each laboratory should follow its normal practice when realising the ITS-90. The instructions are based on Appendix 1 of Report to the CCT on Key Comparison 3 (B. W. Mangum et al. of NIST, November 1999). The comparison strictly follows the protocols given in the Guidelines for CIPM key comparisons, Appendix F to the MRA, 1 March 1999. The Pilot Lab of this comparison is BNM-INM/CNAM (France).

It is intended to compare any EUROMET NML realization of the ITS-90 on the same basis than CIPM interlaboratory comparison. The range of temperature covered in this comparison is from the triple point of Ar (83,805 8 K) to the freezing point of Zn (692,677 K) using long-stem SPRTs.

The participating NMLs are required to perform calibration of SPRTs at ITS-90 fixed points as presented in their own CMCs, it means that restricted ranges are allowed.

The comparison will involve the 7 NMLs previously involved in CIPM K3 (BNM-INM/CNAM, SMU, IMGIC, NMI-VSL, NPL, PTB, VNIIM) and 19 European national laboratories. The comparison will be divided in different 5 loops coordinated by a co-pilot chosen among the laboratories having participated to the CIPM K3 comparison. BNM-INM/CNAM will play the job of pilot in establishing the link between the five loops. .

The co-co-pilot will calibrate 2 SPRTs, of its own, and circulate one of them within its loop. The second one was kept for safety. The SPRTs used for this comparison will be selected by the co-pilots for their very good stability.

The thermometer is very fragile so it must be handled with extreme care. When not in use, it should be stored in a safe place in the groove of the protecting foam. The SPRT will be hand carried from laboratory to laboratory. Each lab is responsible for carriage of the thermometer to the following Lab in the list. The procedures required by the Department of Customs of various countries must be strictly obeyed when the thermometers are shipped outside EU. In these cases, the Carnet forms must be carefully and accurately completed. It is the responsibility of the laboratory carrying the transfer SPRT to the next laboratory to present the Carnet to Customs when leaving the country and upon arrival in the country of destination. Personnel at the receiving laboratory must check the

Carnet forms very carefully upon receipt. It is the duty of the co-pilot laboratory to find out a solution between the different participants (in this loop) for taking in charge the ATA carnet fees.

If thermometer has not been received in due time the co-pilot must be immediately informed in order the timetable be revised accordingly. The co-pilot informs the pilot and the further laboratories of the revision.

Any participant will, therefore, calibrate, at least, one thermometer. It will establish a calibration report.

This report will be sent (within 1 month) simultaneously to BNM-INM/CNAM and to the co-pilot responsible of its loop. From the delivered data, BNM-INM/CNAM will establish the difference between any pair of participating laboratories. BNM-INM/CNAM will establish, as well, the uncertainty associated with the calculated difference. At this juncture, common criteria for quoting uncertainties of calibration will be developed.

2. Scheme of the organization

See Page 3 of the draft A

3. Participating Laboratories

See Page 4 of the draft A

4. Provisional schedule

It is anticipated that the five parallel loops will be started by 1May 2001.

At the beginning of the circulation, BNM-INM/CNAM make the first calibration with co-pilot SPRT's. For the other participating lab the sub co-pilot of any loop will define the order in which the different laboratories will participate. For a given laboratory, the time allowed for a calibration (over the range 83,805 8 K to 692,677 K) is approximately estimated to be 8 weeks. The travelling time between two Labs could be rated at 2 weeks. In agreement with these estimations it is possible to establish a provisional schedule for a loop involving 6 participants (including BNM-INM/CNAM).

In order that calibration results performed by the co-co-pilot don't influence the BNM-INM/CNAM operator the Calibration Certificate established by the co-pilot is asked to be address at BNM-INM/CNAM just after the SPRT will be return to the co-co-pilot.

Table I

| Period | Task | Lab. |
|--|---|--------------|
| By the end of April 2001 | Selection and calibration of 2 SPRTs | Co-pilot X |
| 1 May 2001 | Starting the circulation of a SPRT | |
| 1 May to 15 November 2001 (depending BNM-INM/CNAM receipt's the circulating thermometers) | Calibration of the circulating SPRT | BNM-INM/CNAM |
| 15 November to 30 December 2001 | Check the stability of the circulating SPRT | Co-pilot X |
| 30 December 2001 to 15 March 2002 | Calibration of the circulating SPRT | Lab X1 |
| 15 March to 30 May 2002 | Calibration of the circulating SPRT | Lab X2 |
| 1 June to 15 September 2002 | Calibration of the circulating SPRT | Lab X3 |
| 15 September to 30 November 2002 | Calibration of the circulating SPRT | Lab X4 |
| 30 November 2002 to 15 February 2003 | Calibration of the circulating SPRT | Lab X5 |
| 15 February to 30 April 2003 | Check the stability of the circulating SPRT | Co-pilot X |

At the time of KC3 SMU was not able to perform measurements neither at the point of Mercury nor the point of Indium. During KC3 VNIIM was not able to perform measurements at the point of Mercury but have been participating to the comparison at the point of Indium. Today SMU wish to participate in 552 including measurements at Mercury and Indium points. Therefore in order to have SMU included in a loop involving at least two laboratories having participated to KC3 it is necessary to include a complementary laboratory. This complementary laboratory will perform uniquely measurements at the Mercury point on thermometers delivered by SMU. This laboratory will be PTB, IMG, NPL or NMI-VSL in accordance with their availability.

Provisional schedule for loop 1 (TABLE II)

| Period | Task | Lab. |
|---|---|------------------------------|
| By the end of April 2001 | Selection and calibration of 2 SPRTs | SMU |
| 1 May 2001 | Starting the circulation of a SPRT | |
| 1 May to 15 November 2001 (depending BNM-INM/CNAM receipt's the circulating thermometers) | Calibration of the circulating SPRT | BNM-INM/CNAM |
| 15 November to 15 December 2001 | Calibration of the circulating SPRT at the Hg fixed point | PTB or IMG or NPL or NMI-VSL |
| 15 December 2001 to 30 January 2002 | Check the stability of the circulating SPRT | SMU |
| 30 January to 15 April 2002 | Calibration of the circulating SPRT | Lab X1 |
| 15 April to 30 June 2002 | Calibration of the circulating SPRT | Lab X2 |
| 30 June to 15 October 2002 | Calibration of the circulating SPRT | Lab X3 |
| 15 October to 30 December 2002 | Check the stability of the circulating SPRT | SMU |

5. Procedures

All participants of this comparison should follow the instructions, which are given below. Moreover, each laboratory should follow its normal practice when realising the ITS-90. The instructions are based on Appendix 1 of Report to the CCT on Key Comparison 3 (B. W. Mangum et al. of NIST, November 1999). The comparison strictly follows the protocols given in the Guidelines for CIPM key comparisons, Appendix F to the MRA, 1 March 1999. The Pilot Lab of this comparison is BNM-INM/CNAM (France).

The participating NMLs are required to perform calibration of SPRTs at ITS-90 fixed points as presented in their own CMCs, it means that restricted ranges are allowed.

The co-pilot will calibrate 2 SPRTs, of its own, and circulate one of them within its loop. The second one was kept for safety. The SPRTs used for this comparison will be selected by the co-pilots for their very good stability.

The goal of the comparison is to compare the national highest accuracy realization of ITS-90 as the participating laboratories routinely establish them. Each laboratory, therefore, must calibrate (at least) one SPRT according its customary process. The uncertainties associated to this calibration will be delivered by filling the document “EUROMET552uncertaintyanalysis.xls”.

The SPRTs supporting the comparisons will be carefully selected by the co-pilot laboratories paying a special attention to the stability of the instrument. The SPRTs are expected to be quartz sheathed 25 Ohms Long-Stem Platinum Resistance Thermometers.

Task of pilot lab:

The pilot laboratory will receive and calibrate the 5 thermometers supporting the comparisons in the 5 loops. The different calibrations will be performed in order to be as similar as possible in order to give the ability to link the different loops together.

The coordinator will collect the calibration reports and will establish an analysis of the results.

Task of Co-pilot labs:

- Select and calibrate two SPRTs
- To check the stability of the travelling instrument, co-pilot will perform a calibration of the full range at the beginning of the loop before sending it at BNM-INM/CNAM. After receipt the SPRT from BNM-INM/CNAM. The co-pilot will determine a new time the reduced resistance value of Ga and Zinc in order to check the SPRT stability. The co-pilot will perform again a calibration of the full range at the end of the loop
- Supply a SPRT of these ones to participants belonging to its loop
- Organize the SPRT circulation within the sub-loop.

Task of participating labs:

The travelling SPRT is to pass through the following sequence:

- 1) a measurement at the triple point of water (TPW)
- 2) a stabilisation procedure
- 3) a second measurement at the triple point of water

4) measurements at metal fixed points in order of decreasing temperatures alternating with a measurement at the triple point of water.

- Upon receipt of the SPRT, the host laboratory must inspect the devices for damage. Then the host laboratory must complete and forward (by e-mail or fax) the attached “Artefact Received Form” to co-pilot to report the condition of the artefact. If there is damage, the co-pilot laboratory will give instructions on how to proceed.
- If thermometer has not been received in due time Co-pilot or pilot must be immediately informed to revise the timetable and inform the further laboratories of the revision.
- If no damage has been sustained and after reporting to the co-pilot laboratory, the host must measure the resistance of the travelling SPRT in a TPW cell at two measuring currents (in order to determine the zero-power value). The measurement current used must be such that the generated power does not exceed 250 μV . The 0 mA resistance values of the travelling SPRT at the TPW must be corrected for the hydrostatic head to obtain R_{TPW} . The value of R_{TPW} must be communicated to the co-pilot laboratory. After receiving approval from the co-pilot laboratory to proceed with the comparison, the host laboratory can begin the SPRT stabilization procedure:
 - Carefully insert the SPRT into a furnace at 480 °C.
 - Anneal the SPRT for two hours at 480 °C
 - Carefully remove the SPRT from the furnace directly to the room environment.
 - Re-determine The value of R_{TPW}
- If the resistance at TPW increases after annealing contact co-pilot laboratory for further instructions
- If the decrease in the calculated TPW resistance of the SPRT after annealing is equivalent to 0.5 mK or greater proceed to a second SPRT stabilization procedure. Re-determine the value of R_{TPW} . If the decrease in the calculated TPW resistance of the SPRT after second annealing is greater to 0.2 mK communicate with co-pilot laboratory for further instructions
- If the decrease is less than 0.5 mK the completed calibration can be performed. Calibrate the SPRT at all of the fixed points in the range of comparison, i.e., measurements at TPW, Zn, TPW, Sn, TPW, In, TPW, Ga, TPW, Hg, TPW, Ar and TPW, in that order. If one or several fixed points are not available then the host laboratory may perform the comparison over a limited range. Existing techniques as practised by the participating Laboratory must be used. For each metal fixed point the $W=R_T/R_{TPW}$ is calculated. R_{TPW} is the TPW resistance obtained immediately after the measurement of R_T . R_T et R_{TPW} should have been corrected for self-heating, hydrostatic head and if any the pressure effect. At least 3 different phase transitions (3 freezings for Zn, Sn, In, 3 meltings for Ga, 3 triple points for Hg and Ar will be performed. The different values will be delivered together with the calculated mean.
- After completing all of the above measurements, the host laboratory must transmit the calibration report to the co-pilot laboratory and send a copy to the co-pilot laboratory.
- The host laboratory must hand delivered the SPRT to the next participating lab (or to the co-pilot at the end of the loop) and send to the co-pilot the attached “Artefact shipped Form”.

Table III, Example:

| Run for Zn fixed point | |
|-------------------------------|---------------|
| Measurement in TPW | |
| Measurement in Zn fixed point | <i>W Zn 1</i> |
| Measurement in TPW | |
| Measurement in Zn fixed point | <i>W Zn 2</i> |
| Measurement in TPW | |
| Measurement in Zn fixed point | <i>W Zn 3</i> |
| Measurement in TPW | |
| | |

6. Reporting of data

The participating host must send to coordinator and co-pilot labs the following information. If all of them are not received, the host's data will not be included in the report.

- For each fixed point cell that was used in the comparison, determine (using the circulating SPRT) and plot the change of phase transition temperature, dT , versus immersion, dh . On the same graph, plot the theoretical dT/dh curve using the hydrostatic pressure coefficients (mK/m of liquid) given in the ITS-90 text.

- Examples of Freezing curves in In, Sn and Zn cells, melting curve in Ga cell and triple-point curve in Hg and Ar

- Using the attached spreadsheet named 'EUROMET552 Calibrationdata.xls' to report the resistance ratios

$W=R_T/R_{TPW}$ where R_T is the resistance of the SPRT at each of the fixed points, and R_{TPW} is the resistance in the TPW cell obtained after the measurement of R_T . The values of R_T and R_{TPW} must be corrected for self heating, the hydrostatic head and if applicable, the pressure effect. In order to not increase the uncertainty on the comparison of the results the R_T values given by the different participating Lab must approximately correspond to the same percentage of metal in liquid phase. This percentage is not easy to determine. So it is better to use the concept of percentage of time of the total duration of the plateau. It is asked that the R_T values correspond to the percentage of time given in the table below.

| Fixed point | Type | % of time passed since the starting of the plateau |
|-------------|----------|--|
| Ar | Triple | 20 to 40 % |
| Hg | Triple | 60 to 80 % |
| Ga | Melting | 70 to 80 % |
| In | Freezing | 20 to 30 % |
| Sn | Freezing | 20 to 30 % |
| Zn | Freezing | 20 to 30 % |

- Uncertainty analysis using the attached spreadsheet named 'EUROMET552Uncertaintyanalysis.xls.'

- Details of instrumentation, fixed point cells and techniques used in the realisation of the fixed points for this comparison should be given in the attached sheet 'EUROMET552Instrumentationdetails.xls.'

- The immersion curves, the freezing/melting curves and the completed forms 'EUROMET552Calibrationdata.xls' 'EUROMET552Uncertaintyanalysis.xls' 'EUROMET552Instrumentationdetails.xls' should be e-mailed to the co-pilot lab. A paper copy must be send by post to the co-pilot and pilot labs.

Uncertainties

Participants are requested to use the attached spreadsheet 'EUROMET552Uncertaintyanalysis.xls' to calculate and report their estimated uncertainties for the determination of resistance ratios obtained from the SPRT at the fixed points that were used in this comparison. Calculations of uncertainties should follow the guidelines set out in the ISO Guide (1993) to the Expression of Uncertainty in Measurement.

For each uncertainty component, a standard uncertainty u_i and its associated degrees of freedom must be provided. The value of u_i should be given in terms of temperature. For type A evaluation, the number of degrees of freedom, is $n-1$ where n is the number of measurements. For type B evaluation, any input is assumed to have an infinite number of degrees of freedom. The combined uncertainty U , the effective degrees of freedom and, subsequently, the expanded uncertainty at 95% level of confidence are calculated as set out in the Guide.

To assist with the determination of measurement uncertainties, the following section explains the meanings of the uncertainty components given in 'EUROMET552Uncertaintyanalysis.xls'.

W_t is determined according the following mathematical model obtained from the relationship.

$$W_t = \frac{(R_s + C_{Rs/3} + C_{Rs/4}) * (X_t + C_{Xt/1} + C_{Xt/2} + C_{Xt/3} + C_{Xt/4} + C_{Xt/5} + C_{Xt/6} + C_{Xt/7})}{(R_s) * (X_{0.01^\circ C} + C_{X0.01/1} + C_{X0.01/2} + C_{X0.01/3} + C_{X0.01/4} + C_{X0.01/5} + C_{X0.01/6} + C_{X0.01/7})}$$

$$W_t = (1 + D_{Rs/3} + D_{Rs/4}) \cdot \frac{(X_t + C_{Xt/1} + C_{Xt/2} + C_{Xt/3} + C_{Xt/4} + C_{Xt/5} + C_{Xt/6} + C_{Xt/7})}{(X_{0.01^\circ C} + C_{X0.01/1} + C_{X0.01/2} + C_{X0.01/3} + C_{X0.01/4} + C_{X0.01/5} + C_{X0.01/6} + C_{X0.01/7})}$$

Where

| | |
|----------------------------|--|
| R_s | reference resistor value at the time of TPW measurement |
| $D_{Rs/3}$ measurements | relative drift of the resistance of the reference between TPW and FP $= C_{Rs/3} / R_s$ |
| $D_{Rs/4}$ FP | relative temperature variation of resistance of the reference between TPW and Measurements $= C_{Rs/4} / R_s$ |

Effects linked with triple point of water calibration:

| | |
|--------------------|--|
| $X_{0.01^\circ C}$ | reading on the bridge at the triple point of water |
| $C_{x0.01/1}$ | water triple point reference including isotope variation |
| $C_{x0.01/2}$ | Hydrostatic pressure correction |
| $C_{x0.01/3}$ | Perturbing heat exchanges |
| $C_{x0.01/4}$ | Self-heating correction |

| | |
|---------------|---|
| $C_{x0.01/5}$ | Bridge linearity |
| $C_{x0.01/6}$ | Ac/dc measurement correction |
| $C_{x0.01/7}$ | SPRT internal insulation leakage correction |

Effects linked with the considered fixed point calibration:

| | |
|------------|--|
| X_t | Reading on the bridge |
| $C_{Xt/1}$ | Chemical impurities |
| $C_{Xt/2}$ | Hydrostatic pressure correction |
| $C_{Xt/3}$ | Perturbing heat exchanges |
| $C_{Xt/4}$ | Self-heating correction |
| $C_{Xt/5}$ | Bridge measurement correction, lack of linearity |
| $C_{Xt/6}$ | Ac/dc measurement correction |
| $C_{Xt/7}$ | Gas pressure correction |
| S_{Wt} | W_t scatter |

Any participant can complete this table with additional component for taking in account specific experimental conditions. In particular, it could be necessary to include a component linked with SPRT internal insulation leakage correction at the Ga fixed point. On the other hand, if component is considered as negligible they have to be quoted as “negligible” and its value must be justified

Combined standard uncertainty on W_t

$$\begin{aligned}
\sigma^2_{W_t} = & \left(\frac{\delta W_t}{\delta D_{RS/3}} \right)^2 * \sigma^2_{D_{RS/3}} + \left(\frac{\delta W_t}{\delta D_{RS/4}} \right)^2 * \sigma^2_{D_{RS/4}} \\
& + \left(\frac{\delta W_t}{\delta X_{0.01^\circ C}} \right)^2 * \sigma^2_{X_{0.01}} + \left(\frac{\delta W_t}{\delta C_{X0.01/1}} \right)^2 * \sigma^2_{C_{X0.01/1}} + \dots + \left(\frac{\delta W_t}{\delta C_{X0.01/7}} \right)^2 * \sigma^2_{C_{X0.01/7}} \\
& + \left(\frac{\delta W_t}{\delta X_t} \right)^2 * \sigma^2_{X_t} + \left(\frac{\delta W_t}{\delta C_{Xt/1}} \right)^2 * \sigma^2_{C_{Xt/1}} + \dots + \left(\frac{\delta W_t}{\delta C_{Xt/7}} \right)^2 * \sigma^2_{C_{Xt/7}} \\
& + 2 \cdot \rho_1 \cdot \left(\frac{\delta W_t}{\delta C_{X0.01/1}} \right) \cdot \left(\frac{\delta W_t}{\delta C_{Xt/1}} \right) \cdot \sigma_{C_{X0.01/1}} \cdot \sigma_{C_{Xt/1}} \\
& + \dots \\
& + 2 \cdot \rho_6 \cdot \left(\frac{\delta W_t}{\delta C_{X0.01/6}} \right) \cdot \left(\frac{\delta W_t}{\delta C_{Xt/6}} \right) \cdot \sigma_{C_{X0.01/6}} \cdot \sigma_{C_{Xt/6}} + S_{W_t}
\end{aligned}$$

The values of $\rho_1, \rho_2, \rho_3, \rho_4, \rho_5, \rho_6$ will be taken as equal to Zero if the laboratory have not better information on these values. Taking these values as zero is justified because :

- 1) $\delta W_t / \delta C_{X0.01/i}$ is negative
- 2) The values of $\rho_1, \rho_2, \rho_3, \rho_4, \rho_5, \rho_6$ are positive.

Consequently to give a null value to these correlation coefficients leads to maximise the value of $\sigma_{W_t}^2$.

$$\sigma^2_t = \left(\frac{\delta t}{\delta W_t} \right)^2 * \sigma^2_{W_t}$$

In sheet “EUROMET552Uncertainty analysis.xls” the sensibility coefficient correspond to

$$\left(\frac{\delta t}{\delta W_t} \right) * \left(\frac{\delta W_t}{\delta i} \right)$$

for example the sensibility coefficient linked with the quantity $C_{Xt/1}$ is

$$\left(\frac{\delta t}{\delta W_t} \right) * \left(\frac{\delta W_t}{\delta C_{Xt/1}} \right)$$

Components explanation and proposal of evaluation

| Quantity | Standard Uncertainty | Method | Evaluation |
|------------|--|---|--|
| X_t | Repeatability of readings. No change during a short time | <ul style="list-style-type: none"> - Same SPRT - Same cell - Same freezing - Same day | Type A |
| $C_{Xt/1}$ | Purity | - During the recent EUROMET Workshop Dr B.Fellmuth from PTB explained clearly that it was physically impossible to quote the uncertainty linked to the impurities in simply using the Raoult's Law. Therefore it is proposed to quote this uncertainty from the dispersion of a batch of cells. This batch can be the property of the laboratory or it is the set of cells which have been participated to previous comparison (see proposal of PTB in attach document) | |
| $C_{Xt/2}$ | hydrostatic pressure correction | Estimated from the uncertainty of the sensible element position and the uncertainty of the free liquid level | Established by the Laboratory |
| $C_{Xt/3}$ | Perturbing heat exchanges (between the sensor and the surrounding parts different in temperature from the liquid-solid phase change) | <ul style="list-style-type: none"> -Deviation from expected hydrostatic pressure correction obtained by changing immersion depth over 5 cm (length of the sensor) -Modification of the thermal exchange between thermometer and its environment -Use of different container design | Established by the Laboratory Type B (Max value-Min value)/ $2\sqrt{3}$ |
| $C_{Xt/4}$ | self-heating correction | Resolution of the bridge readings, uncertainty on the ratio between the two measuring currents Variation in self heating correction observed in an apparent similar environment | Established by the Laboratory or obtained in scientific literature Type B (Max value-Min value)/ $2\sqrt{3}$ |
| $C_{Xt/5}$ | bridge linearity | Use of calibrated resistor for checking the bridge. Comparison between readings on different bridges. Checking the symmetry of the bridge ($R_1/R_2 = 1/(R_2/R_1)$?) | Established by the laboratory or obtained in scientific literature |

| Quantity | Standard Uncertainty | Method | Evaluation |
|---------------------|--|---|---|
| $C_{Xt/6}$ | Difference between AC and DC measurements | Estimated by using DC and AC bridge | Established by the Laboratory or obtained in scientific literature Type B (Max value-Min value)/ $2\sqrt{3}$ |
| $C_{Xt/7}$ | Gas pressure in the cell | Uncertainty on neutral gas pressure value during fixed point. 1 – open cells: uncertainty on line pressure measurement 2 - sealed cells: uncertainty on pressure measurement during sealing combined with temperature profile | Established by the Laboratory or obtained in scientific literature Type B (Max value-Min value)/ $2\sqrt{3}$ |
| $X_{0.01^{\circ}C}$ | a) Repeatability of readings. No change during a short time | - Same SPRT - Same cell and same mantle realization - Same day | Type A |
| | b) Repeatability of temperature realised by cell | - Same SPRT (assumed stable) - Same cell - Different realisations of the mantle (1) - Different dates of measurement for take into account mantle ageing (2) | Reasonably large set of data: type A Small number of data: type B (1)PD rectangular and symmetrical: (Max value-Min value)/ $2\sqrt{3}$ (2)PD rectangular and not symmetrical: (Max value-Min value)/ $\sqrt{3}$ |
| | c) Short Repeatability of SPRT to be calibrated | - Same cell - Variation between TPW measurement before and after the considered fixed point | |
| $C_{X0.01/1}$ | Purity and isotopic composition | Comparison between several cells from different sources in the same conditions. Use of the interlaboratory comparison data. | Established by the Laboratory or obtained in scientific literature Type B (Max value-Min value)/ $2\sqrt{3}$ |
| $C_{X0.01/2}$ | Hydrostatic pressure correction | Estimated from the uncertainty on the distance between the platinum sensor and the free liquid level | Established by the Laboratory Type B (Max value-Min value)/ $2\sqrt{3}$ |
| $C_{X0.01/3}$ | Perturbing heat exchanges (between the sensor and the surrounding parts different in temperature from the liquid-solid phase change) | -Deviation from expected hydrostatic pressure correction obtained by changing immersion depth over 5 cm (length of the sensor) -Modification of the thermal exchange between thermometer and its environment -Use of different container design | Established by the Laboratory Type B (Max value-Min value)/ $2\sqrt{3}$ |

| Quantity | Standard Uncertainty | Method | Evaluation |
|---------------|--|--|---|
| $C_{X0.01/4}$ | self-heating correction | Resolution of the bridge readings, uncertainty on the ratio between the two measuring currents Variation in self heating correction observed in an apparent similar environment | Established by the Laboratory or obtained in scientific literature Type B (Max value-Min value)/ $2\sqrt{3}$ |
| $C_{X0.01/5}$ | bridge linearity | Use of calibrated resistor for checking the bridge. Comparison between readings on different bridges. Checking the symmetry of the bridge ($R1/R2 = 1/(R2/R1) ?$) | Established by the Laboratory or obtained in scientific literature Type B (Max value-Min value)/ $2\sqrt{3}$ |
| $C_{X0.01/6}$ | Difference between AC and DC measurements | Estimated by using DC and AC bridge | Established by the Laboratory or obtained in scientific literature Type B (Max value-Min value)/ $2\sqrt{3}$ |
| $C_{X0.01/7}$ | SPRT internal Insulation leakage (if any) | Decrease in resistance over some hours in the triple point | Established by the Laboratory or obtained in scientific literature Type B (Max value-Min value)/ $2\sqrt{3}$ |
| $D_{RS/3}$ | Lack of stability of the reference resistance value | Negligible if measurement performed in a short time (within two successive days) | Established by the laboratory Type B (Max value-Min value)/ $\sqrt{3}$ (PD: rectangular no symmetrical) (Max value-Min value)/ $2\sqrt{3}$ (PD: rectangular symmetrical) |
| $D_{RS/4}$ | Change in value of the standard resistor with thermostat temperature | - uncertainty on calibrating temperature - uncertainty on temperature at time of use - uncertainty on temperature coefficient | Established by the Laboratory Type B (Max value-Min value)/ $2\sqrt{3}$ |
| S_{Wt} | W_t scatter | - Same SPRT - Same cell - Different W values | Reasonably large set of data: type A Small number of data: type B PD rectangular and symmetrical: (Max value-Min value)/ $2\sqrt{3}$ Different days |

State-of-the-art estimates for the uncertainty component caused by impurities and isotopes

Basis of the estimates:

Standard deviations of the results near (CCT-K2) or at the fixed points (CCT-K3, CCT-K4) of the CIPM Key Comparisons

| Fixed point | Estimate | Fixed point | Estimate |
|--------------------|-----------------|--------------------|-----------------|
| H ₂ | 0.4 mK | Ga | 0.2 mK |
| Ne | 0.2 mK | In | 0.8 mK |
| O ₂ | 0.2 mK | Sn | 0.5 mK |
| Ar (CSPRT) | 0.3 mK | Zn | 0.7 mK |
| Hg | 0.25 mK | Al | 1.5 mK |
| H ₂ O | 0.1 mK | Ag | 4 mK |

Proposal:

These guideline estimates should be used for uncertainty budgets if

State-of-the-art high-purity materials are used
and

No individual information on the impurity content is available.

EUROMET Project 552 attach document:
proposal of PTB
(EUROMET Workshop Berlin 2001)

Amendment to

Agreed EUROMET Project N° 552

Comparison of the realisations of the ITS-90 over the range 83,805 8 K to 692,677 K

**“Technical protocol”
(version 3 – 10/04/2001)**

• Page 12

250µV

Is replaced by (typing mistake)

250µW

• Top of the page 13

- Carefully.....480°C
- Anneal480°C

Is replaced by:

- Carefully insert the SPRT into an annealing furnace. The co-pilot of the loop sets the annealing/stabilisation temperature of the circulating SPRT. Two rules must be observed:
 - 1-The annealing/stabilisation temperature must be between 440°C and 480°C.
 - 2- all the participants in a same loop must use the same annealing/stabilisation temperature. Consequently, the co-pilot must transmit the chosen annealing/stabilisation temperature to the participating labs in its loop.
- Anneal the SPRT for two hours at the annealing/stabilisation temperature set by the co-pilot

• Second line of page 14

“If all of them.....report”

Is replaced by:

“The data of a participating laboratory will not be included in the report if any of the required data are missing”

• Page 14

Under the table the following paragraph is added:

“Preferably, the measurements must correspond to the percentage given in the table. But it is possible to use the measurements obtained in other conditions. In this case, two complementary information must be given in the report:

- 1- the approximate percentage of time at the moment of the measurement
- 2- an estimate of the potential difference between the values corresponding to the recommended percentage of time and to the percentage of time used by the participating laboratory“

• Participating laboratories

Some address must be modified

See Page 4 of the draft A

VNIIM has a lot of work provided for the next months and finally Russia withdraws from this project

Appendix B. Instrumentation details

The Tables presented in the next pages correspond to the Instrumentation details Excel files sent by the participants in their reports

Instrumentation Details

EUROMET Regional Key Comparison (EUROMET Project 552)

| Laboratory name | BEV | SMD | CMI | Danish Technological Institute |
|--|---------------------------|--------------------|---|--------------------------------------|
| Bridge | | | | |
| Manufacturer | Measurement International | ASL | ASL | ASL |
| Type | TT13 | F18 | F18 | F18 |
| AC or DC | DC | AC | AC | AC |
| If AC, give Frequency | | 75 Hz | 75 Hz | 75 |
| If DC, give Period of reversal | 4s | | | |
| Normal measurement current | 1 mA | 1 mA | 1 mA | 1 mA |
| Self-heating current | 1.414 mA | 1.414 mA | 1,414 mA | 1.414 mA |
| Evaluation of linearity of resistance bridge (yes or not) | yes | No | yes | no |
| Reference resistor | | | | |
| Manufacturer | Fluke | Tinsley | Tinsley | H.M. Sullivan Ltd |
| Type | 742A-100 | 5685A | 5685 A (100 W), 5684 S (25 W) | 1613 |
| Reference resistor temperature control (yes or not) | yes | Yes | yes | yes |
| TPW Cell | | | | |
| Home made or not | No -Hart Scientific | No - NPL | cells NPL type 32 N° 1025 and 1038 | no |
| Immersion depth of middle of the SPRT sensible element/cm | 24 cm | 18.3 cm | 251 mm; 242 mm | -26 cm |
| How are mantles maintained (ice, bath,....) | Hart Scientific bath | Isotech bath | Water Triple Point Maintenance Bath Isotech | Isothermal enclosure with ice/water, |
| Zn Cell | | | | |
| Home made or not | No - Isotech | No - Pyro-Contrôle | Isotech model ITL-M-17761 ZN76 | no |
| Closed cell or open | Closed | Closed | closed cell | open |
| Nominal purity | 99,9999% | 99,999 9% | 99,999 9% | 99,999 9% |
| Immersion depth of middle of the SPRT sensible element/cm | 24 cm | 11.5 cm | 128 mm | 13 cm |
| Zn Furnace | | | | |
| Home or not | no | No - Pyro-Contrôle | Isotech model ITL 17703 | no |
| Type (1 zone, 3 zones, heat pipe,) | Heat pipe | 1 - air flow | 3 zone Medium Temperature Furnace | 3 zones |
| Typical duration of the melting plateau | 3 h | 4h30 | 3 h | 5 h |
| Typical duration of the freezing plateau | more than 10 h | 5h30 | 10 h | 10 h |

Instrumentation Details

EUROMET Regional Key Comparison (EUROMET Project 552)

| Laboratory name | BEV | SMD | CMI | Danish Technological Institute |
|---|-------------------------|---------------------|--------------------------------|--------------------------------|
| Sn Cell | | | | |
| Home made or not | no -Isotech | No - Pyro-Contrôle | Isotech model ITL-M-17669 SN46 | no |
| Closed cell or open | Closed | Closed | closed cell | open |
| Nominal purity | 99,9999% | 99,999 9% | 99,999 9% | 99,999 9% |
| Immersion depth of middle of the SPRT sensible element/cm | 24 cm | 11.5 cm | 127 mm | 13 cm |
| Sn Furnace | | | | |
| Home or not | no | Not - Pyro-Contrôle | Isotech model 17701 | no |
| Type (1 zone, 3 zones, heat pipe,) | Heat pipe | 1 - air flow | 1 zone | 3 zones |
| Typical duration of the melting plateau | 3 h | 3h | 3 h | 5 h |
| Typical duration of the freezing plateau | more than 10 h | 4h | 10 h | 10 h |
| In Cell | | | | |
| Home made or not | no | No - Pyro-Contrôle | Isotech model ITL-M-17668 IN33 | no |
| Closed cell or open | Closed | Closed | closed cell | open |
| Nominal purity | 99,9999% | 99,999 9% | 99,999 9% | 99,999 9% |
| Immersion depth of middle of the SPRT sensible element/cm | 24 cm | 11.5 cm | 113 mm | 13 cm |
| In Furnace | | | | |
| Home or not | no | Not - Pyro-Contrôle | Isotech model 17701 | no |
| Type (1 zone, 3 zones, heat pipe,) | AYRIES (Al powder bath) | 1 - air flow | 1 zone | 3 zones |
| Typical duration of the melting plateau | 3 h | 1h30 | 4 hours | |
| Typical duration of the freezing plateau | more than 10 h | 5h30 | 13 hours | 5 h |
| Ga Cell | | | | |
| Home made or not | no | Not - Pyro-Contrôle | Isotech model 17401 GA137 | no |
| Closed cell or open | Closed | Closed | closed cell | sealed |
| Nominal purity | 99,999 9% | 99,999 9% | 99,999 99% | 99,999 9% |
| Immersion depth of middle of the SPRT sensible element/cm | 16,8 cm | 12.5 cm | 206 mm | 20 cm |
| Ga Furnace | | | | |
| Home or not | no | Not - Pyro-Contrôle | Isotech model 17402A | no |
| Type (1 zone, 3 zones, heat pipe,) | Hart Scientific 9230 | 1 - air flow | - | 1 zone |
| Typical duration of the melting plateau | 3 h | 17h | 14 h | 12 h |

Instrumentation Details

EUROMET Regional Key Comparison (EUROMET Project 552)

| Laboratory name | BEV | SMD | CMI | Danish Technological Institute |
|---|------------------|----------------|----------------------------------|--------------------------------|
| Hg Cell | | | | |
| Home made or not | no | Not - Isotech | TP cell ITL-M-17724 ISOTECH MO65 | no |
| Closed cell or open | Closed | Closed | closed cell | sealed |
| Nominal purity | 99,999 9% | 99,999 95% | 99,999 9% | 99,999 9% |
| Immersion depth of middle of the SPRT sensible element/cm | 24 cm | 12.5 cm | 148 mm | 17cm |
| | | | | |
| Hg cryostat | | | | |
| Home or not | no | Not - Heto | Isotech model 17725 | no |
| Type (cryostat, bath,) | Cryostat Isotech | Bath | cryostat | bath |
| Typical duration of the melting plateau | 3 h | 10h30 | 12 hours | 6 h |
| | | | | |
| Ar Cell | | | | |
| Home made or not | | Not - BNM-INM | | |
| Closed cell or open | | Closed | | |
| Nominal purity | | 99,9999% | | |
| Immersion depth of middle of the SPRT sensible element/cm | | 12 cm | | |
| | | | | |
| Ar cryostat | | | | |
| Home or not | | Not - BNM-INM | | |
| Type (cryocooler, bath,...) | | Liquid N2 bath | | |
| Typical duration of the plateau | | 4h00 | | |
| | | | | |

Instrumentation Details

EUROMET Regional Key Comparison (EUROMET Project 552)

| Laboratory name | MIKES | BNM-INM | PTB | EIM |
|---|------------------------------------|------------------------|--|--|
| Bridge | | | | |
| Manufacturer | Measurements International Limited | guildline | ASL | Measurements International Ltd, Canada |
| Type | 6015T | 6675 (Ar and Ag)/ 9974 | F18 | 6010B |
| Unity reading | cannot be made on this bridge | resistance ratio | 1,0000001 | 0.000000001 in ratio |
| AC or DC | DC | DC | AC | DC |
| If AC, give Frequency | | | 25 Hz | |
| Normal measurement current | 1 mA | 1 mA | 1 mA | 1mA |
| Self-heating current | 1.4142 mA | 1,414 mA | 1,141 mA | 1.414mA |
| Evaluation of linearity of resistance bridge (yes or not) | yes | not (Ar and Ag) / yes | Yes | yes |
| Reference resistor | | | | |
| Manufacturer | Tinsley | guildline | H.Tinsley & Co Ltd., New Addington, England | SN:274988 Tinsley&Co Ltd |
| Type | 5685A | 9330 | 5685 A | 5685A, 25ohms |
| Reference resistor temperature control (yes or not) | yes | yes | Yes | Yes |
| TPW Cell | | | | |
| Home made or not | NPL type 32 sn 1041 | not | commercial, manufacturer : NMI home made (Ar and Hg) | 997, NPL type 32, Laboratory of Gov. Chemist |
| Immersion depth of middle of the SPRT sensible element/cm | 18.85 cm | 19 cm | 19 cm / 21,90cm (Ar and Hg) | 18.75cm |
| How are mantles maintained (ice, bath,.....) | tech 1 TS-M-18233 bath sn 1614 | a bath Isotech | Water triple point bath from ISOTECH temperature controlled enclosure (Ar and Hg) | Crashed Ice in Dewar Vessel |
| Zn Cell | | | | |
| Home made or not | Isotech ITL-M-17671 S sn Zn 156 | Home made | home made | Zn161, type:ITL-M-17671, Isotech |
| Closed cell or open | closed | Closed cell | open | Closed |
| Nominal purity | 99.999 995 % | 99.999 9% | 99,999 9% | 99,999 9% |
| Immersion depth of middle of the SPRT sensible element/cm | 15.35 cm | 14,5 cm | 15,5 cm | 14.75cm |
| Zn Furnace | | | | |
| Home or not | Isotech ITL-M-17706 sn 19219-1 | Home made | commercial, manufacturer : ISOTECH | 96034, type: 9114, Hart Scientific |
| Type (1 zone, 3 zones, heat pipe,) | potassium heat pipe | air furnace | 3 zones furnace | 3 zones |
| Typical duration of the melting plateau | 7 h | 4 h | | 8.6 h |
| Typical duration of the freezing plateau | 12 h | 11 h | 6..10 h | 10 h |

Instrumentation Details

EUROMET Regional Key Comparison (EUROMET Project 552)

| Laboratory name | MIKES | BNM-INM | PTB | EIM |
|---|--------------------------------|------------------------|------------------------------------|---|
| Sn Cell | | | | |
| Home made or not | Isotech ITL-M-17669 S sn Sn 13 | Home made | commercial, manufacturer : ISOTECH | Sn108, type:ITL-M-17669, Isotech |
| Closed cell or open | closed | Closed cell | open | Closed |
| Nominal purity | 99,999 95 % | 99,999 95 % | 99,999 9% | 99,999 9% |
| Immersion depth of middle of the SPRT sensible element/cr | 15.35 cm | 14,5 cm | 15 cm | 17.25cm |
| Sn Furnace | | | | |
| Home or not | Isotech ITL-M-17707 sn 214 681 | Home made | commercial, manufacturer : ISOTECH | 96034, type: 9114, Hart Scientific |
| Type (1 zone, 3 zones, heat pipe,) | water heat pipe | air furnace | 3 zones furnace | 3 zones |
| Typical duration of the melting plateau | 8 h | 9 h | | 9 h |
| Typical duration of the freezing plateau | 18 h | 5 h | about 10 h | 14 h |
| In Cell | | | | |
| Home made or not | Isotech ITL-M-17668 O sn In-92 | contrôle under BNM-INM | commercial, manufacturer : ISOTECH | In49, type:ITL-M-17668, Isotech |
| Closed cell or open | open | Closed cell | open | Closed |
| Nominal purity | 99,999 95 % | 99,999 9% | 99,999 9% | 99,999 9% |
| Immersion depth of middle of the SPRT sensible element/cr | 15.35 cm | 15 cm | 15 cm | 14.75cm |
| In Furnace | | | | |
| Home or not | Isotech ITL-M-17707 sn 214 681 | Home made | commercial, manufacturer : ISOTECH | 96034, type: 9114, Hart Scientific |
| Type (1 zone, 3 zones, heat pipe,) | water heat pipe | air furnace | 3 zones furnace | 3 zones |
| Typical duration of the melting plateau | 3 h | 4 h | | 7.5 h |
| Typical duration of the freezing plateau | 5 h | 10 h | about 8 h | 10.8 h |
| Ga Cell | | | | |
| Home made or not | Flow Springs Ga M-17401 S.N. 1 | Home made | commercial, manufacturer : YSI | Ga83, type:ITL-M-17401, Isotech |
| Closed cell or open | closed | Closed cell | | Closed in teflon casing, permeable to air |
| Nominal purity | 99,999 9+ % | 99,999 9% | better 99,999 99 % | 99,999 9% |
| Immersion depth of middle of the SPRT sensible element/cr | 20,35 cm | 15 cm | 26 cm | 21.75cm |
| Ga Furnace | | | | |
| Home or not | Hart 7037 sn 8C048 | Home made | commercial, manufacturer : YSI | 151125-1, type: 17402A, Isotech |
| Type (1 zone, 3 zones, heat pipe,) | water bath | air furnace | | 1 zone, Peltier heating and cooling |
| Typical duration of the melting plateau | 6 h | 16 h | about 14 h | 14.3 h |

Instrumentation Details

EUROMET Regional Key Comparison (EUROMET Project 552)

| Laboratory name | MIKES | BNM-INM | PTB | EIM |
|---|------------------------------|-------------|---|--------------------------------------|
| Hg Cell | | | | |
| Home made or not | home made (TTK) | Home made | commercial, manufacturer: ISOTECH Ltd. | Mo86, type:ITL-M-17924, Isotech |
| Closed cell or open | closed | open cell | closed cell, model: ITL-M-17724 | Closed |
| Nominal purity | 99,999 95 % | 99,999 99 % | 99,999 998 % | 99,999 9% |
| Immersion depth of middle of the SPRT sensible element/cr | 14,35 cm | 20 cm | 14,8 cm | 14.75cm |
| Hg cryostat | | | | |
| Home or not | Hetocal KB23-2 sn 8504198 | home made | commercial, manufacturer: ISOTECH Ltd. | 181303-4, type: ITL-M-17725, isotech |
| Type (cryostat, bath,) | alcohol bath | bath | self-contained mechanically-refrigerated system , model: ITL-M-17725 | cryostat |
| Typical duration of the melting plateau | 12 h | 14 h | 15 h | 11.9 h |
| Ar Cell | | | | |
| Home made or not | S.O.R.I.M.E sn Ar-INM-39-CMA | home made | commercial, manufacturer: BIPM-INM/CNAM | There is not an Ar cell |
| Closed cell or open | closed | closed cell | closed cell, Ar-INM-26-PTB | |
| Nominal purity | 99.999 9 % | 99.999 9 % | 99.999 8 % | |
| Immersion depth of middle of the SPRT sensible element/cr | 8.35 cm | 7,5 cm | 8 cm | |
| Ar cryostat | | | | |
| Home or not | S.O.R.I.M.E | home made | commercial, manufacturer: BIPM-INM/CNAM | |
| Type (cryocooler, bath,...) | liquid nitrogen cryostat | cryostat | Nitrogen cryostat | |
| Typical duration of the plateau | 6 h | 4 h | 5 h | |

Instrumentation Details

EUROMET Regional Key Comparison (EUROMET Project 552)

| Laboratory name | OMH | NML | IMGC | SMS/SPI |
|---|---------------|-----------------|---|---|
| Bridge | | | | |
| Manufacturer | Guidline | ASL | Automatic Systems Laboratories | Measurements International Ltd., Canada |
| Type | 9975 | F18 | F18 | Automatic DC bridge, model 6010T |
| Unity reading | 8 digit | | 1,0000000 | |
| AC or DC | DC | AC | AC | DC |
| If AC, give Frequency | | 75Hz | 25 | |
| Normal measurement current | 1 mA | 1mA | 2mA (1,4142 mA for Triple Point of Water) | 1 mA |
| Self-heating current | 1,414 mA | Square Root 2mA | 2,8284 mA (2 mA for TPW) | 1.414 mA |
| Evaluation of linearity of resistance bridge (yes or not) | Yes | Yes | yes | yes |
| Reference resistor | | | | |
| Manufacturer | Cambridge | Tinsley | Tinsley | H. Tinsley & Co Ltd., UK Wilkins type, model 5685A - 25 Ohms |
| Type | 10 ohm | 5685A | 5685A - 100 ? | yes, at 23 °C, +/- 0.01 °C |
| Reference resistor temperature control (yes or not) | Yes | Yes | yes | Resistor kept in the oil bath made by Isotech, model 455 |
| TPW Cell | | | | |
| Home made or not | Not home made | Not | Home made | Made by Hart Scientific, model 5901 |
| Immersion depth of middle of the SPRT sensible element/cr | 23 cm | 0.1831m | 22,5 cm | 22,2 cm |
| How are mantles maintained (ice, bath,....) | bath | Ice | ice | Cell kept in the bath made by Hart Scientific, model 7012 |
| Zn Cell | | | | |
| Home made or not | Not home made | Not | NIST made | Made by Hart Scientific, model 5906 |
| Closed cell or open | Closed cell | Closed | open | closed |
| Nominal purity | 6 N | 100,00% | 99,9999% | 99.9999%+ |
| Immersion depth of middle of the SPRT sensible element/cr | 18 cm | 0.1351m | 18 cm | 16,2 cm |
| Zn Furnace | | | | |
| Home or not | Not home made | Not | Home made | Made by Hart Scientific, model 9114 |
| Type (1 zone, 3 zones, heat pipe,) | 3 zones | 1 Zone | Heat pipe | 3 zones |
| Typical duration of the melting plateau | 4 h | 18 h | | 8 h |
| Typical duration of the freezing plateau | 10 h | 12 h | 70 h | 10 h |

Instrumentation Details

EUROMET Regional Key Comparison (EUROMET Project 552)

| Laboratory name | OMH | NML | IMGC | SMS/SPI |
|---|--------------------|--------------------|-----------|-------------------------------------|
| Sn Cell | | | | |
| Home made or not | Not home made | Not | Home made | Made by Hart Scientific, model 5906 |
| Closed cell or open | Closed cell | Closed | open | closed |
| Nominal purity | 6 N | 99,9999% | 99,9999% | 99,9999%+ |
| Immersion depth of middle of the SPRT sensible element/cm | 18 cm | 0.1351m | 18 cm | 16,2 cm |
| Sn Furnace | | | | |
| Home or not | Not home made | Not | Home made | Made by Hart Scientific, model 9114 |
| Type (1 zone, 3 zones, heat pipe,) | 1 zone | 1 Zone | Heat pipe | 3 zones |
| Typical duration of the melting plateau | 6 hours | 14.5 h | | 8 h |
| Typical duration of the freezing plateau | 9 hours | 13 h | 50 h | 10 h |
| In Cell | | | | |
| Home made or not | | | Home made | |
| Closed cell or open | | | open | |
| Nominal purity | | | 99,9999% | |
| Immersion depth of middle of the SPRT sensible element/cm | | | 16 cm | |
| In Furnace | | | | |
| Home or not | | | Home made | |
| Type (1 zone, 3 zones, heat pipe,) | | | Heat pipe | |
| Typical duration of the melting plateau | | | | |
| Typical duration of the freezing plateau | | | 40 h | |
| Ga Cell | | | | |
| Home made or not | Not home made | Not | Home made | Made by Isotech, model ITL-M-17401 |
| Closed cell or open | Closed cell | Closed | open | closed |
| Nominal purity | 8 N | 99,9999% | 99,99999% | 99,99999%+ |
| Immersion depth of middle of the SPRT sensible element/cm | 17 cm | 0.2001m | 12 cm | 19,7 cm |
| Ga Furnace | | | | |
| Home or not | Not home made | Not | Home made | Made by Hart Scientific, model 7037 |
| Type (1 zone, 3 zones, heat pipe,) | Compleat apparatus | ITL Model 17402(A) | 1 zone | bath |
| Typical duration of the melting plateau | 11 hours | 13 h | 150 | 10 h |
| Typical duration of the freezing plateau | | | | 10 h |

Instrumentation Details

EUROMET Regional Key Comparison (EUROMET Project 552)

| Laboratory name | OMH | NML | IMGC | SMS/SPI |
|---|---------------|-----------|----------------|-------------------------------------|
| Hg Cell | | | | |
| Home made or not | Not home made | Not | Commercial | Made by Hart Scientific, model 5900 |
| Closed cell or open | Closed cell | Closed | sealed | closed |
| Nominal purity | 8 N | 99,99999% | 99,9999% | 99.9999%+ |
| Immersion depth of middle of the SPRT sensible element/cm | 19 cm | 0.1441m | 15 cm | 16,7 cm |
| Hg cryostat | | | | |
| Home or not | Not home made | Not | Home made | Made by Hart Scientific, model 7037 |
| Type (cryostat, bath,) | Cryostat | Cryostat | Heat exchanger | bath |
| Typical duration of the melting plateau | 7 h | 12 h | 30 h | 12 h |
| Ar Cell | | | | |
| Home made or not | | | BNM model | |
| Closed cell or open | | | | |
| Nominal purity | | | | |
| Immersion depth of middle of the SPRT sensible element/cm | | | | |
| Ar cryostat | | | | |
| Home or not | | | BNM model | |
| Type (cryocooler, bath,..) | | | | |
| Typical duration of the plateau | | | 6 h | |

Instrumentation Details

EUROMET Regional Key Comparison (EUROMET Project 552)

| Laboratory name | NMi-VSL | Justervesenet | GUM | IPQ |
|--|-----------------------------------|--------------------------|--------------------------|-----------------------|
| Bridge | | | | |
| Manufacturer | ASL | ASL | ASL | ASL |
| Type | F18 | F18 | F18 | F18 |
| AC or DC | AC | AC | AC | AC |
| If AC, give Frequency | 25 Hz | 75Hz | 75 Hz | 75 Hz |
| If DC, give Period of reversal | | | | |
| Normal measurement current | 1 mA | 1 mA | 1 mA | 1 mA |
| Self-heating current | 1.41 mA | 1,41 mA (1√2mA) | √2 mA | √2 mA |
| Evaluation of linearity of resistance bridge (yes or not) | yes | Not | not | No |
| Reference resistor | | | | |
| Manufacturer | Tinsley | Tinsley | Tinsley | Tinsley |
| Type | 5684 | 5685A | 5685 A | Model 5685A |
| Reference resistor temperature control (yes or not) | Yes | Yes | yes | Yes |
| TPW Cell | | | | |
| Home made or not | Home made | NPL-type | cells NPL type 32 | Hart Scientific |
| Immersion depth of middle of the SPRT sensible element/cm | 21.6 cm/20.6 cm dependent on cell | 20 cm | 19 cm | 23 cm |
| How are mantles maintained (ice, bath,.....) | stirred bath | Isotech maintenance bath | PVC box in ice | Bath; Yellow Springs, |
| Zn Cell | | | | |
| Home made or not | Home made | Pyrocontrole, France | Isotech typ ITL-M-17671 | Yellow Springs - |
| Closed cell or open | open | Closed | closed | Closed |
| Nominal purity | 99,999 9% | | 99,999 9% | 99,999 9% |
| Immersion depth of middle of the SPRT sensible element/cm | 14,1 cm | 15 cm | 16 cm | 15 cm |
| Zn Furnace | | | | |
| Home or not | Home made | Isotech model ITL 17702 | Isotech type ITL-M-17706 | Yellow Springs - |
| Type (1 zone, 3 zones, heat pipe,) | 3 zone | Heatpipe | heat pipe | 1 zone |
| Typical duration of the melting plateau | | | 2 hours | 3 hours |
| Typical duration of the freezing plateau | > 10 hours | 4 hours | 6 hours | 5 hours |

Instrumentation Details

EUROMET Regional Key Comparison (EUROMET Project 552)

| Laboratory name | NMi-VSL | Justervesenet | GUM | IPQ |
|---|------------|-------------------------|--------------------------|-----------------------------|
| Sn Cell | | | | |
| Home made or not | Home made | Pyrocontrole, France | Isotech typ ITL-M-17669 | Yellow Springs |
| Closed cell or open | open | Closed | closed | Closed |
| Nominal purity | 99,999 9% | | 99,999 9% | 99,999 9% |
| Immersion depth of middle of the SPRT sensible element/cm | 16,1 cm | 15 cm | 16 cm | 16,5 cm |
| Sn Furnace | | | | |
| Home or not | Home made | Isotech Model ITL 17704 | Isotech type ITL-M-17701 | Yellow Springs - |
| Type (1 zone, 3 zones, heat pipe,) | 3 zones | Heatpipe | 1 zone | 1 zone |
| Typical duration of the melting plateau | | | 2 hours | 3 hours |
| Typical duration of the freezing plateau | > 10 hours | 4 hours | 5 hours | 5 hours |
| In Cell | | | | |
| Home made or not | Home made | Pyrocontrole, France | Isotech typ ITL-M-17669 | Isotech - Model ITL M-17668 |
| Closed cell or open | open | Closed | closed | Closed |
| Nominal purity | 99,999 99% | | | 99,999 9% |
| Immersion depth of middle of the SPRT sensible element/cm | 14,6 cm | 15 cm | 16 cm | 18,4 cm |
| In Furnace | | | | |
| Home or not | Home made | Isotech Model ITL 17704 | Isotech type ITL-M-17701 | Yellow Springs - |
| Type (1 zone, 3 zones, heat pipe,) | 3 zones | Heatpipe | 1 zone | 1 zone |
| Typical duration of the melting plateau | | | 2 hours | 6 hours |
| Typical duration of the freezing plateau | > 10 hours | 5 hours | 5 hours | 9 hours |
| Ga Cell | | | | |
| Home made or not | Commercial | Engelhard Pyro Contorle | Isotech typ ITL-M-17401 | Yellow Springs - |
| Closed cell or open | closed | Closed | | Closed |
| Nominal purity | 99,999 9% | | 99,999 9% | 99,999 9% |
| Immersion depth of middle of the SPRT sensible element/cm | 24,1 cm | 16 cm | 16 cm | 17,5 cm |
| Ga Furnace | | | | |
| Home or not | Commercial | Engelhard Pyro Contorle | Isotech typ ITL-M-17402A | Yellow Springs - |
| Type (1 zone, 3 zones, heat pipe,) | 1 zone | Controlled heater | | 1 zone |
| Typical duration of the melting plateau | 6 hours | 12 hours | 12 hours | 11 hours |

Instrumentation Details

EUROMET Regional Key Comparison (EUROMET Project 552)

| Laboratory name | NMi-VSL | Justervesenet | GUM | IPQ |
|---|------------------------------|---------------|---------------------|------------------|
| Hg Cell | | | | |
| Home made or not | Home made | YSI | ITL-M-17724 ISOTECH | Yellow Springs - |
| Closed cell or open | closed | Sealed | closed | Closed |
| Nominal purity | 99,999 99% | | 99,999 9% | 99,999 9% |
| Immersion depth of middle of the SPRT sensible element/cm | 13,8 cm | 18 cm | 16 cm | 17,8 cm |
| | | | | |
| Hg cryostat | | | | |
| Home or not | Commercial | YSI | ITL-M-17725 ISOTECH | Yellow Springs |
| Type (cryostat, bath,) | stirred alcohol bath | Cryostat | | Cryostat |
| Typical duration of the melting plateau | > 10 hours | 15 hours | 12 hours | 9 hours |
| | | | | |
| | | | | |
| Ar Cell | | | | |
| Home made or not | BNM-INM | Pond | BNM-INM | BNM-INM |
| Closed cell or open | | Closed | closed | Closed cell s |
| Nominal purity | | 99,999 9% | | N60 |
| Immersion depth of middle of the SPRT sensible element/cm | 6,1 cm | 13 cm | 6 cm | 7,5 cm |
| | | | | |
| Ar cryostat | | | | |
| Home or not | BNM-INM | Pond | BNM-INM | BNM-INM |
| Type (cryocooler, bath,..) | Pressure controlled LN2 bath | Model K38 | | Cryocooler |
| Typical duration of the plateau | | 2-3 hours | 4 hours | 4 hours |
| | | | | |

Instrumentation Details

EUROMET Regional Key Comparison (EUROMET Project 552)

| Laboratory name | INM (Ro) | CEM | SMU | MIRS/FE-LMK |
|---|---|--------------------|---------------------|---|
| Bridge | | | | |
| Manufacturer | Guildline | A.S.L. | ASL | Measurement International |
| Type | 9975 | F900 | F18 | 6010 B |
| AC or DC | DC | AC | AC | DC |
| If AC, give Frequency | | 75 Hz | 75 Hz | |
| If DC, give Period of reversal | 4 s | | | 10 s |
| Normal measurement current | 1 mA | 1 mA | 1 mA | 1 mA, unless otherwise mentioned |
| Self-heating current | $\sqrt{2}$ mA | $\sqrt{2}$ mA | 1,414 mA | 1,41 mA, unless otherwise mentioned |
| Evaluation of linearity of resistance | | | | |
| bridge (yes or not) | Not | yes | Not at present time | yes |
| Reference resistor | | | | |
| Manufacturer | ZIP-Krasnodarsk, USSR | Tinsley | Tinsley | Tinsley |
| Type | P-321 (10 ohms) | AC/DC model 5685 A | 5685 A | Wilkins type 5685 A |
| Reference resistor temperature control (yes or not) | Yes | yes | Yes | yes |
| TPW Cell | | | | |
| Home made or not | Laboratory of the Government Chemist (UK) | not | not | Not (made by VSL-Nmi, Delft, NL) |
| Immersion depth of middle of the SPRT sensible element/cm | 19 cm | 26 cm | 20,5 cm | 27 cm |
| How are mantles maintained (ice, bath,.....) | Ice | stirred water bath | TPW bath (ISOTECH) | water triple point maintenance bath Isotech |
| Zn Cell | | | | |
| Home made or not | Home made | not | not | Not |
| Closed cell or open | Closed | open | closed | Closed |
| Nominal purity | 99,999 4 % | 99,999 9 % | 99,999 9 % | 99,999 9 % |
| Immersion depth of middle of the SPRT sensible element/cm | 21 cm | 12 cm | 17,5 cm | 18 cm |
| Zn Furnace | | | | |
| Home or not | Home made | not | not | Not |
| Type (1 zone, 3 zones, heat pipe,) | 1zone, aluminium core | 3 zones | 3 zones | heat pipe, 3 zone and fluidised sand bath |
| Typical duration of the melting plateau | 1.5 h | 9 hours | | 3-6 hours |
| Typical duration of the freezing plateau | 3 h | 8,5 hours | 12 h | 8-10 hours |

Instrumentation Details

EUROMET Regional Key Comparison (EUROMET Project 552)

| Laboratory name | INM (Ro) | CEM | SMU | MIRS/FE-LMK |
|---|-----------------------|-------------|-------------|---------------------------------|
| Sn Cell | | | | |
| Home made or not | Home made | not | not | Not |
| Closed cell or open | Closed | open | closed | open |
| Nominal purity | NA | unknown | 99,999 9 % | 99,999 9 % |
| Immersion depth of middle of the SPRT sensible element/cm | 22 cm | 15 cm | 17,5 cm | 18 cm |
| Sn Furnace | | | | |
| Home or not | Home made | not | not | Not |
| Type (1 zone, 3 zones, heat pipe,) | 1zone, aluminium core | 3 zones | 3 zones | 3 zone and fluidised sand bath |
| Typical duration of the melting plateau | 2 h | 10 hours | | 3-6 hours |
| Typical duration of the freezing plateau | 4 h | 9,5 hours | min. 12 h | 8-10 hours |
| In Cell | | | | |
| Home made or not | Home made | not | not | Not |
| Closed cell or open | Closed | open | closed | closed |
| Nominal purity | 99.99 % | 99,999 9 % | 99,999 9 % | 99,999 9 % |
| Immersion depth of middle of the SPRT sensible element/cm | 16 cm | 13 cm | 17 cm | 18 cm |
| In Furnace | | | | |
| Home or not | Home made | not | not | Not |
| Type (1 zone, 3 zones, heat pipe,) | 1zone, aluminium core | 3 zones | 3 zones | 3 zone and fluidised sand bath |
| Typical duration of the melting plateau | 0.5 h | 8,5 hours | | 3-6 hours |
| Typical duration of the freezing plateau | 1 h | 8,5 hours | 14 h | 8-10 hours |
| Ga Cell | | | | |
| Home made or not | Home made | not | home made | not |
| Closed cell or open | Closed | closed | closed | closed |
| Nominal purity | 99.9999 % | 99,999 9+ % | 99.99999 % | >99,99999 % |
| Immersion depth of middle of the SPRT sensible element/cm | 14 cm | 25 cm | 17,5 cm | 25 cm |
| Ga Furnace | | | | |
| Home or not | Not | not | not | Not |
| Type (1 zone, 3 zones, heat pipe,) | Water bath | 1 zone | liquid bath | Isotech Gallium point apparatus |
| Typical duration of the melting plateau | 21 h | 9 hours | min. 15 h | 14-16 hours |

Instrumentation Details

EUROMET Regional Key Comparison (EUROMET Project 552)

| Laboratory name | INM(Ro) | CEM | SMU | MIRS/FE-LMK |
|---|----------------------------|----------------------|-------------|----------------------------------|
| Hg Cell | | | | |
| Home made or not | Home made | not | home made | Not |
| Closed cell or open | Closed cell | close | closed | closed |
| Nominal purity | NA | 99,999 95% | 99,999 9% | 99,999 9% |
| Immersion depth of middle of the SPRT sensible element/cm | 11 cm | 17 cm | 8,3 cm | 17 cm |
| Hg cryostat | | | | |
| Home or not | Home made | not | not | Not |
| Type (cryostat, bath,) | Bath | alcohol stirred bath | liquid bath | Bath |
| Typical duration of the melting plateau | 1.5 h | 9 hours | 6 h | 8-14 hours |
| | 1 h | 8,5 hours | | 4-6 hours |
| Ar Cell | | | | |
| Home made or not | Home made | not | | Not |
| Closed cell or open | Closed cell | closed | | closed |
| Nominal purity | 99,999 83 % | 99,999 9 % | | 99,999 9 % |
| Immersion depth of middle of the SPRT sensible element/cm | 10 cm | 7 cm | | 9 cm |
| Ar cryostat | | | | |
| Home or not | Home made | not | | Not |
| Type (cryocooler, bath,..) | Liquid N ₂ bath | liquid nitrogen bath | | Dewar made by the SORIME, France |
| Typical duration of the plateau | 2.5 h | 9 hours | | 6-8 hours |

Instrumentation Details

EUROMET Regional Key Comparison (EUROMET Project 552)

| Laboratory name | SP | METAS | UME | NPL |
|--|-------------------------|----------------------|---|----------------------------------|
| Bridge | | | | |
| Manufacturer | ASL | MI | MI / ASL | ASL |
| Type | F18 | 6010T | 6015T/ F18 | F18 |
| AC or DC | AC | DC | DC/ AC | AC |
| If AC, give Frequency | 75 Hz | | LOW | 25 Hz (75 Hz for Hg, Ar) |
| If DC, give Period of reversal | | 6 s | 20 | |
| Normal measurement current | 1 mA | 1 mA | 1 mA | 1 mA |
| Self-heating current | 1,41mA | 1,41mA | 1,41mA | ?2 mA |
| Evaluation of linearity of resistance bridge (yes or not) | not | yes | Yes | Yes |
| | | | | |
| Reference resistor | | | | |
| Manufacturer | Tinsley | Guidline | Tinsley | H Tinsley & Co Ltd |
| Type | 5685A 100ohm s/n 237850 | 9330 | AC/DC Wilkinson | 5684C (5685A for Hg, Ar) 100 ohm |
| Reference resistor temperature control (yes or not) | not | yes | Yes | yes |
| | | | | |
| TPW Cell | | | | |
| Home made or not | NPL 32 | Hart Scientific | Home made | manufactured at LGC |
| Immersion depth of middle of the SPRT sensible element/cm | 19,3 cm | 24 cm | 23,5 cm | 18.5 cm (17.9 cm for Hg, Ar) |
| How are mantles maintained (ice, bath,.....) | TPW bath ISOTECH | ice | In TPW cell maintenance bath <input type="checkbox"/> | stored in ice |
| | | | | |
| Zn Cell | | | | |
| Home made or not | Hart 5906 | Hart Scientific | NPL | made at NPL |
| Closed cell or open | closed | closed | Closed | open |
| Nominal purity | 99,999 9 % | 99,999 9 % | 99,999 9 % | 99,999 9% |
| Immersion depth of middle of the SPRT sensible element/cm | 16,0 cm | 16 cm | 17,8 cm | 13.6 cm |
| | | | | |
| Zn Furnace | | | | |
| Home or not | Carbolite CTF 12/75 | Isotech type M 17706 | Not (Carbolite) | Carbolite Furnaces Ltd |
| Type (1 zone, 3 zones, heat pipe,) | 1 zone With Al block | heat pipe | 3-Zones | 3-zone |
| Typical duration of the melting plateau | 2 h | 6 h | 6 hours | 8 hours |
| Typical duration of the freezing plateau | 6 h | 14 h | 10 hours | 8-10 hours |

Instrumentation Details

EUROMET Regional Key Comparison (EUROMET Project 552)

| Laboratory name | SP | METAS | UME | NPL |
|---|----------------------|---------------------|--------------------|-----------------------------------|
| Sn Cell | | | | |
| Home made or not | NPL | Hart Scientific | Not (NPL made) | made at NPL |
| Closed cell or open | open | closed | Closed | open |
| Nominal purity | 99,999 9 % | 99,999 9 % | 99,999 9 % | 99,999 9% |
| Immersion depth of middle of the SPRT sensible element/cm | 14,5 cm | 14,8 cm | 17,7 cm | 13.6 cm |
| Sn Furnace | | | | |
| Home or not | Carbolite CTF 12/75 | Isotech ITL-M-17707 | Not (Carbolite) | Carbolite Furnaces Ltd |
| Type (1 zone, 3 zones, heat pipe,) | 1 zone With Al block | heat pipe | 3-Zones | 3-zone |
| Typical duration of the melting plateau | 2 h | 6 h | 6 hours | 9 hours |
| Typical duration of the freezing plateau | 6 h | 14 h | more than 12 hours | 8-10 hours |
| In Cell | | | | |
| Home made or not | ISOTECH ITL-M-17668 | Hart Scientific | Not (NPL made) | made at NPL |
| Closed cell or open | open | closed | Closed | open |
| Nominal purity | 99,999 9 % | 99,999 9 % | 99,999 9 % | 99,999 9% |
| Immersion depth of middle of the SPRT sensible element/cm | 16,5 cm | 14,5 cm | 17,5 cm | 13.6 cm |
| In Furnace | | | | |
| Home or not | ISOTECH ITL-M-17702 | ISOTECH ITL-M-17707 | Not (Carbolite) | Carbolite Furnaces Ltd |
| Type (1 zone, 3 zones, heat pipe,) | water heat pipe | heat pipe | 3-Zones | 3-zone |
| Typical duration of the melting plateau | 2 h | 5 h | 8 hours | 12 hours |
| Typical duration of the freezing plateau | 6 h | 12 h | 9 hours | 8-10 hours |
| Ga Cell | | | | |
| Home made or not | ISOTECH ITL-M-17401 | YSI type 17401 | Not (Isotech made) | made at NPL |
| Closed cell or open | closed | closed | closed | open |
| Nominal purity | 99,999 99% | 99,999 99 % | 99,999 9 % | 99,999 9% |
| Immersion depth of middle of the SPRT sensible element/cm | 16,5 cm | 22 cm | 28 cm | 13.7 cm |
| Ga Furnace | | | | |
| Home or not | ISOTECH ITL-M-17402 | YSI type 17402 | Not (Isotech) | Grant Instruments (Cambridge) Ltd |
| Type (1 zone, 3 zones, heat pipe,) | 1 zone | 1 zone | | stirred oil bath |
| Typical duration of the melting plateau | 15 h | 12 h | 12 hours | >16 hours |

Instrumentation Details

EUROMET Regional Key Comparison (EUROMET Project 552)

| Laboratory name | SP | METAS | UME | NPL |
|---|---------------------|-----------------|-------------------------|-------------------------------------|
| Hg Cell | | | | |
| Home made or not | ISOTECH ITL-M-17724 | Hart Scientific | Not (NPL made) | made at NPL |
| Closed cell or open | closed | closed | Closed | closed |
| Nominal purity | 99,999 9% | 99,999 99% | 99,999 9 % | 99,999 99% |
| Immersion depth of middle of the SPRT sensible element/cm | 16,5 cm | 15,3 cm | 26 cm | 13.5 cm |
| | | | | |
| Hg cryostat | | | | |
| Home or not | Heto SA-121 | YSI type 17725 | Not (Pond Engineering) | assembled at NPL |
| Type (cryostat, bath,) | Ethanol bath | cryostat | Bath | refrigerated probe in stirred bath |
| Typical duration of the melting plateau | 2 h | 25 h | 10 hours | 20 hours |
| | | | | |
| | | | | |
| Ar Cell | | | | |
| Home made or not | BNM-INM | BNM-INM | Not (Termis) | made at NPL |
| Closed cell or open | closed | closed | Closed | closed |
| Nominal purity | 99,999 9 % | 99,999 9 % | 99,999 9 % | 99,999 9% |
| Immersion depth of middle of the SPRT sensible element/cm | 5,5 cm | 9,3 cm | 8 cm | 7 cm approx. |
| | | | | |
| Ar cryostat | | | | |
| Home or not | Ets AG SALVE | BNM-INM | Not (Termis) | made at NPL |
| Type (cryocooler, bath,...) | LN2 bath | LN2 bath | LN2 bath | pressurised bath of liquid nitrogen |
| Typical duration of the plateau | 5 hours | 3 h | 5 hours | 5 hours |
| | | | | |

Appendix C. Uncertainties budgets

C1. Freezing point of Zinc

| Quantity Q_i | Components | Uncertainty contribution | | |
|------------------------------------|---|--------------------------|--------------|--------------|
| | | ui in mK | | |
| | | Loop 1 | | |
| | | SPRT ISOTECH 036 | | |
| | | BNM-INM | SMU | OMH |
| X_t | Repeatability of readings | included in Wt scatter | | 0,225 |
| $C_{x_t/1}$ | Uncertainty linked with purity | 0,441 | 0,270 | 0,563 |
| $C_{x_t/2}$ | Uncertainty linked Hydrostatic pressure correction | 0,008 | 0,013 | 0,024 |
| $C_{x_t/3}$ | Uncertainty linked with perturbing heat exchanges | 0,118 | 0,050 | 0,045 |
| $C_{x_t/4}$ | Uncertainty linked with self-heating correction | 0,029 | 0,030 | 0,168 |
| $C_{x_t/5}$ | Uncertainty linked with bridge linearity | 0,059 | 0,060 | 0,015 |
| $C_{x_t/6}$ | Uncertainty linked with AC/DC current | negligible | | 0,000 |
| $C_{x_t/7}$ | Uncertainty linked with gas pressure | included in Cxt/1 | 0,047 | 0,675 |
| $X_{0.01\text{ }^\circ\text{C}}$ | Repeatability of readings | included in Wt scatter | | 0,145 |
| | Repeatability of temperature realized by cell | 0,064 | | 0,058 |
| | Short repeatability of calibrated SPRT | 0,197 | | 0,058 |
| $C_{0.01\text{ }^\circ\text{C}/1}$ | Uncertainty linked with purity and isotopic composition | 0,151 | 0,130 | 0,029 |
| $C_{0.01\text{ }^\circ\text{C}/2}$ | Uncertainty linked Hydrostatic pressure correction | 0,006 | 0,005 | 0,025 |
| $C_{0.01\text{ }^\circ\text{C}/3}$ | Uncertainty linked with perturbing heat exchanges | 0,076 | 0,050 | 0,029 |
| $C_{0.01\text{ }^\circ\text{C}/4}$ | Uncertainty linked with self-heating correction | 0,076 | 0,030 | 0,047 |
| $C_{0.01\text{ }^\circ\text{C}/5}$ | Uncertainty linked with bridge linearity | included in Cxt/5 | 0,130 | 0,015 |
| $C_{0.01\text{ }^\circ\text{C}/6}$ | Uncertainty linked with AC/DC current | negligible | | |
| $C_{0.01\text{ }^\circ\text{C}/7}$ | Uncertainty linked with internal insulation leakage | 0,026 | | |
| $D_{RS/1}$ | Uncertainty linked with stability of RS | negligible | | 0,367 |
| $D_{RS/2}$ | Uncertainty linked with temperature of RS | 0,022 | 0,020 | 0,367 |
| S_{Wt} | Wt scatter | 0,200 | 0,250 | 0,022 |
| Combined uncertainty | | 0,570 | 0,430 | 1,085 |
| Expanded uncertainty | | 1,150 | 0,860 | 2,170 |

Zinc

| Quantity Q_i | Components | Uncertainty contribution | | | | | | |
|------------------------------------|---|--------------------------------|-------|------------|--------|-------|-------------|-------|
| | | u _i in mK | | | | | | |
| | | Loop 2 SPRT 1283 | | | | | | |
| | | BNM-INM | IMGC | CEM | IPQ | METAS | MIRS/FE-LMK | BEV |
| X_t | Repeatability of readings | included in Wt scatter | 0,006 | 0,050 | 0,010 | 0,013 | 0,030 | 0,052 |
| | Repeatability of temperature realized by cells | | | | | | | 0,019 |
| $C_{Xt/1}$ | Uncertainty linked with purity | 0,441 | 0,312 | 0,540 | 0,700 | 0,541 | 0,400 | 0,100 |
| $C_{Xt/2}$ | Uncertainty linked Hydrostatic pressure correction | 0,008 | 0,005 | 0,030 | -0,016 | 0,016 | 0,012 | 0,010 |
| $C_{Xt/3}$ | Uncertainty linked with perturbing heat exchanges | 0,118 | 0,035 | 0,030 | 0,162 | 0,048 | 0,100 | 0,026 |
| $C_{Xt/4}$ | Uncertainty linked with self-heating correction | 0,029 | 0,007 | 0,060 | 0,002 | 0,344 | 0,030 | 0,262 |
| $C_{Xt/5}$ | Uncertainty linked with bridge linearity | 0,059 | 0,001 | 0,130 | 0,015 | 0,042 | 0,050 | 0,400 |
| $C_{Xt/6}$ | Uncertainty linked with AC/DC current | negligible | 0,001 | 0,120 | | 0,100 | 0,000 | 0,001 |
| $C_{Xt/7}$ | Uncertainty linked with gas pressure | included in Cxt/1 | 0,029 | 0,020 | | 0,063 | 0,050 | 0,010 |
| $X_{0.01\text{ }^\circ\text{C}}$ | Repeatability of readings | included in Wt scatter | 0,058 | 0,040 | 0,047 | 0,010 | 0,020 | 0,020 |
| | Repeatability of temperature realized by cell | 0,064 | | 0,010 | 0,105 | 0,017 | 0,050 | 0,480 |
| | Short repeatability of calibrated SPRT | 0,302 | | 0,560 | 0,098 | 0,063 | | 0,050 |
| $C_{0.01\text{ }^\circ\text{C}/1}$ | Uncertainty linked with purity and isotopic composition | 0,151 | | 0,100 | 0,100 | 0,006 | 0,050 | 0,100 |
| $C_{0.01\text{ }^\circ\text{C}/2}$ | Uncertainty linked Hydrostatic pressure correction | 0,006 | | 0,010 | 0,001 | 0,004 | 0,005 | 0,010 |
| $C_{0.01\text{ }^\circ\text{C}/3}$ | Uncertainty linked with perturbing heat exchanges | 0,076 | | 0,020 | 0,016 | 0,038 | 0,010 | 0,000 |
| $C_{0.01\text{ }^\circ\text{C}/4}$ | Uncertainty linked with self-heating correction | 0,076 | | 0,120 | 0,003 | 0,134 | 0,030 | 0,050 |
| $C_{0.01\text{ }^\circ\text{C}/5}$ | Uncertainty linked with bridge linearity | included in Cxt/5 | 0,340 | 0,006 | 0,014 | 0,050 | 0,000 | |
| $C_{0.01\text{ }^\circ\text{C}/6}$ | Uncertainty linked with AC/DC current | negligible | 0,090 | | 0,050 | 0,000 | 0,000 | |
| $C_{0.01\text{ }^\circ\text{C}/7}$ | Uncertainty linked with internal insulation leakage | 0,026 | 0,003 | negligible | | 0,006 | 0,000 | |
| $D_{RS/1}$ | Uncertainty linked with stability of RS | negligible | | negligible | 0,058 | 0,006 | 0,000 | 0,001 |
| $D_{RS/2}$ | Uncertainty linked with temperature of RS | 0,022 | 0,001 | negligible | 0,003 | 0,029 | 0,005 | 0,000 |
| S_{Wt} | Wt scatter | 0,31 | 0,522 | 0,020 | 0,266 | 0,352 | 0,906 | 0,250 |
| Combined uncertainty | | 0,67 | 0,613 | 0,890 | 0,790 | 0,760 | 1,015 | 0,742 |
| Expanded uncertainty | | 1,34 | 1,225 | 1,780 | 1,580 | 1,520 | 2,029 | 1,484 |

Zinc

| Quantity Q_i | Components | Uncertainty contribution | | | | | |
|------------------------------------|---|------------------------------------|---------|-------|-------|------------|------------|
| | | ui in mK | | | | | |
| | | Loop 3 Tinsley274686 | | | | | |
| | | BNM-INM | NMI-VSL | MIKES | DTI | SP | SMS/SPI |
| X_t | Repeatability of readings | included in Wt scatter | 0,115 | 0,014 | 0,200 | 0,030 | 0,037 |
| $C_{Xt/1}$ | Uncertainty linked with purity | 0,441 | 0,312 | 0,700 | 0,700 | 0,400 | 0,700 |
| $C_{Xt/2}$ | Uncertainty linked Hydrostatic pressure correction | 0,008 | 0,016 | 0,016 | 0,020 | 0,020 | 0,008 |
| $C_{Xt/3}$ | Uncertainty linked with perturbing heat exchanges | 0,118 | 0,017 | 0,067 | 0,100 | 0,460 | 0,029 |
| $C_{Xt/4}$ | Uncertainty linked with self-heating correction | 0,029 | 0,004 | 0,017 | 0,200 | 0,060 | 0,033 |
| $C_{Xt/5}$ | Uncertainty linked with bridge linearity | 0,059 | 0,115 | 0,007 | 0,030 | 0,010 | 0,045 |
| $C_{Xt/6}$ | Uncertainty linked with AC/DC current | negligible | 0,200 | 0,046 | | 0,120 | negligible |
| $C_{Xt/7}$ | Uncertainty linked with gas pressure | included in Cxt/1 | 0,001 | 0,017 | 0,600 | 0,010 | 0,022 |
| $X_{0,01\text{ }^\circ\text{C}}$ | Repeatability of readings | included in Wt scatter | 0,077 | 0,005 | 0,010 | 0,030 | 0,134 |
| | Repeatability of temperature realized by cell | 0,064 | | 0,189 | 0,020 | 0,010 | 0,141 |
| | Short repeatability of calibrated SPRT | 0,302 | | 0,048 | 0,020 | 0,170 | 0,283 |
| | uncertainty of correction to EUROMET 549 value | | | 0,096 | | | |
| $C_{0,01\text{ }^\circ\text{C}/1}$ | Uncertainty linked with purity and isotopic composition | 0,151 | 0,090 | 0,100 | 0,010 | 0,060 | 0,257 |
| $C_{0,01\text{ }^\circ\text{C}/2}$ | Uncertainty linked Hydrostatic pressure correction | 0,006 | 0,005 | 0,001 | 0,040 | 0,010 | 0,003 |
| $C_{0,01\text{ }^\circ\text{C}/3}$ | Uncertainty linked with perturbing heat exchanges | 0,076 | 0,026 | 0,023 | 0,010 | 0,030 | 0,032 |
| $C_{0,01\text{ }^\circ\text{C}/4}$ | Uncertainty linked with self-heating correction | 0,076 | 0,005 | 0,001 | 0,050 | 0,060 | 0,042 |
| $C_{0,01\text{ }^\circ\text{C}/5}$ | Uncertainty linked with bridge linearity | included in Cxt/5 | 0,074 | 0,003 | 0,030 | 0,010 | 0,014 |
| $C_{0,01\text{ }^\circ\text{C}/6}$ | Uncertainty linked with AC/DC current | negligible | | 0,021 | | 0,060 | negligible |
| $C_{0,01\text{ }^\circ\text{C}/7}$ | Uncertainty linked with internal insulation leakage | 0,026 | | 0,003 | 0,010 | | 0,040 |
| $D_{RS/1}$ | Uncertainty linked with stability of RS | negligible | 0,064 | 0,036 | 0,030 | negligible | negligible |
| $D_{RS/2}$ | Uncertainty linked with temperature of RS | 0,022 | | 0,006 | 0,050 | 0,120 | 0,021 |
| S_{Wt} | Wt scatter | 0,290 | 0,080 | 0,047 | 0,020 | 0,070 | 0,027 |
| Combined uncertainty | | 0,650 | 0,442 | 0,748 | 0,975 | 0,675 | 0,828 |
| Expanded uncertainty | | 1,300 | 0,884 | 1,496 | 1,951 | 1,350 | 1,656 |

Zinc

| Quantity Q_i | Components | Uncertainty contribution | | | | | |
|------------------------------------|---|--------------------------|----------------|--------|-------|----------|-------|
| | | ui in mK | | | | | |
| | | Loop 4 YSI 4807 | | | | | |
| | | BNM-INM | PTB | GUM | CMI | INM (Ro) | UME |
| X_t | Repeatability of readings | included in Wt scatter | see Wt scatter | 0,111 | | 0,004 | 0,051 |
| $C_{x/1}$ | Uncertainty linked with purity | 0,441 | 0,540 | 0,600 | 0,540 | 1,750 | 0,700 |
| $C_{x/2}$ | Uncertainty linked Hydrostatic pressure correction | 0,008 | 0,019 | 0,016 | 0,005 | 0,010 | 0,014 |
| $C_{x/3}$ | Uncertainty linked with perturbing heat exchanges | 0,118 | 0,100 | 0,078 | 0,200 | 0,230 | 0,078 |
| $C_{x/4}$ | Uncertainty linked with self-heating correction | 0,029 | 0,228 | 0,109 | 0,200 | 0,061 | 0,200 |
| $C_{x/5}$ | Uncertainty linked with bridge linearity | 0,059 | 0,171 | 0,218 | 0,110 | 0,094 | 0,013 |
| $C_{x/6}$ | Uncertainty linked with AC/DC current | negligible | | | | 0,011 | 0,005 |
| $C_{x/7}$ | Uncertainty linked with gas pressure | included in Cxt/1 | 0,120 | 0,120 | 0,017 | 0,022 | 0,000 |
| $X_{0,01\text{ }^\circ\text{C}}$ | Repeatability of readings | included in Wt scatter | see Wt scatter | 0,074 | | 0,150 | 0,030 |
| | Repeatability of temperature realized by cell | 0,064 | see Wt scatter | 0,056 | | | 0,067 |
| | Short repeatability of calibrated SPRT | 0,378 | see Wt scatter | 0,093 | | | 0,125 |
| $C_{0,01\text{ }^\circ\text{C}/1}$ | Uncertainty linked with purity and isotopic composition | 0,151 | 0,079 | 0,154 | 0,050 | 0,100 | 0,070 |
| $C_{0,01\text{ }^\circ\text{C}/2}$ | Uncertainty linked Hydrostatic pressure correction | 0,006 | 0,004 | -0,011 | 0,002 | 0,006 | 0,004 |
| $C_{0,01\text{ }^\circ\text{C}/3}$ | Uncertainty linked with perturbing heat exchanges | 0,076 | 0,026 | 0,020 | 0,020 | 0,029 | 0,022 |
| $C_{0,01\text{ }^\circ\text{C}/4}$ | Uncertainty linked with self-heating correction | 0,076 | 0,077 | 0,056 | 0,040 | 0,029 | 0,040 |
| $C_{0,01\text{ }^\circ\text{C}/5}$ | Uncertainty linked with bridge linearity | included in Cxt/5 | 0,064 | 0,021 | 0,040 | 0,242 | 0,005 |
| $C_{0,01\text{ }^\circ\text{C}/6}$ | Uncertainty linked with AC/DC current | negligible | | | | 0,029 | 0,041 |
| $C_{0,01\text{ }^\circ\text{C}/7}$ | Uncertainty linked with internal insulation leakage | 0,026 | 0,026 | | | 0,006 | 0,000 |
| $D_{RS/1}$ | Uncertainty linked with stability of RS | negligible | 0,001 | 0,005 | 0,005 | 0 | 0,010 |
| $D_{RS/2}$ | Uncertainty linked with temperature of RS | 0,022 | 0,100 | 0,007 | 0,100 | 0,044 | 0,100 |
| S_{Wt} | Wt scatter | 0,140 | 0,144 | 0,076 | 0,095 | 0,129 | 0,055 |
| Combined uncertainty | | 0,645 | 0,668 | 0,709 | 0,640 | 1,800 | 0,763 |
| Expanded uncertainty | | 1,290 | 1,336 | 1,419 | 1,279 | 3,600 | 1,526 |

Zinc

| Quantity Q_i | Components | Uncertainty contribution | | | | | |
|----------------------------------|---|--------------------------|---------------|--------|-------|-------|---------------|
| | | ui in mK | | | | | |
| | | Loop 5 | | | | | |
| | | SPRT 269586 | | | | | |
| | | BNM- | NPL | JV | EIM | SMD | NML |
| X_t | Repeatability of readings | included in Wt scatter | 0,079 | 0,0001 | 0,002 | 0,003 | 0,067 |
| $C_{Xt/1}$ | Uncertainty linked with purity | 0,441 | 0,289 | 0,700 | 0,700 | 0,700 | 0,710 |
| $C_{Xt/2}$ | Uncertainty linked Hydrostatic pressure correction | 0,008 | 0,008 | 0,039 | 0,008 | 0,012 | 0,016 |
| $C_{Xt/3}$ | Uncertainty linked with perturbing heat exchanges | 0,029 | 0,115 | 0,328 | 0,003 | 0,149 | 0,043 |
| $C_{Xt/4}$ | Uncertainty linked with self-heating correction | 0,029 | 0,008 | 0,096 | 0,009 | 0,154 | 0,040 |
| $C_{Xt/5}$ | Uncertainty linked with bridge linearity | 0,059 | 0,033 | 0,004 | 0,036 | 0,160 | 0,042 |
| $C_{Xt/6}$ | Uncertainty linked with AC/DC current | negligible | not estimated | 0,042 | | neg. | not estimated |
| $C_{Xt/7}$ | Uncertainty linked with gas pressure | included in Cxt/1 | 0,032 | 0,252 | 0,120 | 0,140 | 0,981 |
| $X_{0.01\text{ }^\circ\text{C}}$ | Repeatability of readings | included in Wt scatter | 0,114 | | 0,006 | 0,006 | 0,211 |
| | Repeatability of temperature realized by cell | 0,064 | 0,170 | 0,312 | 0,147 | 0,129 | 0,642 |
| | Short repeatability of calibrated SPRT | 0,265 | 0,176 | 0,084 | 0,482 | 0,100 | 0,233 |
| $C_{0.01^\circ\text{C}/1}$ | Uncertainty linked with purity and isotopic composition | 0,151 | 0,337 | 0,100 | 0,293 | 0,100 | 0,169 |
| $C_{0.01^\circ\text{C}/2}$ | Uncertainty linked Hydrostatic pressure correction | 0,006 | 0,006 | 0,011 | 0,006 | 0,008 | 0,003 |
| $C_{0.01^\circ\text{C}/3}$ | Uncertainty linked with perturbing heat exchanges | 0,076 | 0,035 | 0,060 | 0,005 | 0,010 | 0,042 |
| $C_{0.01^\circ\text{C}/4}$ | Uncertainty linked with self-heating correction | 0,076 | 0,015 | 0,017 | 0,010 | 0,007 | 0,062 |
| $C_{0.01^\circ\text{C}/5}$ | Uncertainty linked with bridge linearity | included in Cxt/5 | 0,085 | 0,004 | 0,002 | 0,015 | 0,042 |
| $C_{0.01^\circ\text{C}/6}$ | Uncertainty linked with AC/DC current | negligible | not estimated | 0,042 | | neg. | not estimated |
| $C_{0.01^\circ\text{C}/7}$ | Uncertainty linked with internal insulation leakage | 0,026 | not estimated | | 0,021 | neg. | not estimated |
| $C_{0.01^\circ\text{C}/8}$ | Uncertainty linked with gas pressure | | | | | 0,020 | |
| $D_{RS/1}$ | Uncertainty linked with stability of RS | negligible | | | 0,007 | neg. | 0,033 |
| $D_{RS/2}$ | Uncertainty linked with temperature of RS | 0,022 | 0,018 | 0,004 | 0,074 | neg. | 0,007 |
| S_{Wt} | Wt scatter | 0,143 | 0,052 | 0,339 | 0,207 | 0,629 | 0,198 |
| Combined uncertainty | | 0,570 | 0,550 | 0,953 | 0,946 | 1,010 | 1,438 |
| Expanded uncertainty | | 1,140 | 1,100 | 1,906 | 1,892 | 2,020 | 2,876 |

C2. Freezing point of Tin

| Quantity Q_i | Components | Uncertainty contribution | | |
|------------------------------------|---|--------------------------|-------|------|
| | | ui in mK | | |
| | | Loop 1 | | |
| | | BNM-INM | SMU | OMH |
| X_t | Repeatability of readings | included in Wt scatter | | 0,07 |
| $C_{Xt/1}$ | Uncertainty linked with purity | 0,294 | 0,350 | 0,21 |
| $C_{Xt/2}$ | Uncertainty linked Hydrostatic pressure correction | 0,006 | 0,011 | 0,02 |
| $C_{Xt/3}$ | Uncertainty linked with perturbing heat exchanges | 0,088 | 0,050 | 0,08 |
| $C_{Xt/4}$ | Uncertainty linked with self-heating correction | 0,029 | 0,030 | 0,08 |
| $C_{Xt/5}$ | Uncertainty linked with bridge linearity | 0,029 | 0,050 | 0,01 |
| $C_{Xt/6}$ | Uncertainty linked with AC/DC current | negligible | | 0,00 |
| $C_{Xt/7}$ | Uncertainty linked with gas pressure | included in Cxt/1 | 0,036 | 0,64 |
| $X_{0,01\text{ }^\circ\text{C}}$ | Repeatability of readings | included in Wt scatter | | 0,10 |
| | Repeatability of temperature realized by cell | 0,047 | | 0,04 |
| | Short repeatability of calibrated SPRT | 0,025 | | 0,04 |
| $C_{0,01\text{ }^\circ\text{C}/1}$ | Uncertainty linked with purity and isotopic composition | 0,111 | 0,090 | 0,02 |
| $C_{0,01\text{ }^\circ\text{C}/2}$ | Uncertainty linked Hydrostatic pressure correction | 0,004 | 0,004 | 0,02 |
| $C_{0,01\text{ }^\circ\text{C}/3}$ | Uncertainty linked with perturbing heat exchanges | 0,056 | 0,040 | 0,02 |
| $C_{0,01\text{ }^\circ\text{C}/4}$ | Uncertainty linked with self-heating correction | 0,056 | 0,020 | 0,03 |
| $C_{0,01\text{ }^\circ\text{C}/5}$ | Uncertainty linked with bridge linearity | included in Cxt/5 | 0,090 | 0,01 |
| $C_{0,01\text{ }^\circ\text{C}/6}$ | Uncertainty linked with AC/DC current | negligible | | |
| $C_{0,01\text{ }^\circ\text{C}/7}$ | Uncertainty linked with internal insulation leakage | 0,019 | | |
| $D_{RS/1}$ | Uncertainty linked with stability of RS | negligible | | 0,25 |
| $D_{RS/2}$ | Uncertainty linked with temperature of RS | 0,015 | 0,010 | 0,25 |
| S_{Wt} | Wt scatter | 0,108 | 0,250 | 0,01 |
| Combined uncertainty | | 0,360 | 0,460 | 0,79 |
| Expanded uncertainty | | 0,720 | 0,920 | 1,58 |

Tin

| Quantity Q_i | Components | Uncertainty contribution | | | | | | |
|------------------------------------|---|--------------------------|--------------|--------------|--------------|--------------|--------------|--------------|
| | | ui in mK | | | | | | |
| | | Loop 2 | | | | | | |
| | | SPRT 1283 | | | | | | |
| | | BNM-INM | IMGC | CEM | IPQ | METAS | MIRS/FE-LMK | BEV |
| X_t | Repeatability of readings | included in Wt scatter | 0,006 | 0,030 | 0,017 | 0,013 | 0,030 | 0,058 |
| | repeatability of temperature realized by cells | | | | | | | 0,009 |
| $C_{Xt/1}$ | Uncertainty linked with purity | 0,294 | 0,175 | 0,310 | 0,500 | 0,304 | 0,250 | 0,100 |
| $C_{Xt/2}$ | Uncertainty linked Hydrostatic pressure correction | 0,006 | 0,004 | 0,020 | 0,013 | 0,013 | 0,012 | 0,022 |
| $C_{Xt/3}$ | Uncertainty linked with perturbing heat exchanges | 0,029 | 0,017 | 0,060 | 0,037 | 0,013 | 0,100 | 0,019 |
| $C_{Xt/4}$ | Uncertainty linked with self-heating correction | 0,029 | 0,008 | 0,060 | 0,006 | 0,258 | 0,030 | 0,384 |
| $C_{Xt/5}$ | Uncertainty linked with bridge linearity | 0,029 | 0,001 | 0,120 | 0,011 | 0,029 | 0,050 | 0,400 |
| $C_{Xt/6}$ | Uncertainty linked with AC/DC current | negligible | 0,001 | 0,060 | | 0,100 | | 0,001 |
| $C_{Xt/7}$ | Uncertainty linked with gas pressure | included in Cxt/1 | 0,023 | 0,020 | | 0,050 | 0,050 | 0,010 |
| $X_{0.01\text{ }^\circ\text{C}}$ | Repeatability of readings | included in Wt scatter | 0,043 | 0,020 | 0,031 | 0,009 | 0,020 | 0,020 |
| | Repeatability of temperature realized by cell | 0,047 | | 0,010 | 0,105 | 0,017 | 0,050 | 0,228 |
| | Short repeatability of calibrated SPRT | 0,111 | | 0,470 | 0,109 | 0,010 | 0,300 | 0,050 |
| $C_{0.01\text{ }^\circ\text{C}/1}$ | Uncertainty linked with purity and isotopic composition | 0,111 | | 0,070 | 0,100 | 0,006 | 0,050 | 0,100 |
| $C_{0.01\text{ }^\circ\text{C}/2}$ | Uncertainty linked Hydrostatic pressure correction | 0,004 | | 0,010 | 0,001 | 0,004 | 0,005 | 0,001 |
| $C_{0.01\text{ }^\circ\text{C}/3}$ | Uncertainty linked with perturbing heat exchanges | 0,056 | | 0,010 | 0,016 | 0,038 | 0,010 | |
| $C_{0.01\text{ }^\circ\text{C}/4}$ | Uncertainty linked with self-heating correction | 0,056 | | 0,080 | 0,002 | 0,136 | 0,030 | 0,050 |
| $C_{0.01\text{ }^\circ\text{C}/5}$ | Uncertainty linked with bridge linearity | included in Cxt/5 | | 0,240 | 0,006 | 0,014 | 0,050 | |
| $C_{0.01\text{ }^\circ\text{C}/6}$ | Uncertainty linked with AC/DC current | negligible | | 0,070 | | 0,050 | | |
| $C_{0.01\text{ }^\circ\text{C}/7}$ | Uncertainty linked with internal insulation leakage | 0,019 | | negligible | | 0,005 | | |
| $D_{RS/1}$ | Uncertainty linked with stability of RS | negligible | | negligible | 0,058 | 0,003 | | 0,001 |
| $D_{RS/2}$ | Uncertainty linked with temperature of RS | 0,015 | 0,001 | negligible | 0,003 | 0,029 | 0,005 | 0,000 |
| S_{Wt} | Wt scatter | 0,172 | 0,318 | 0,100 | 0,378 | 0,067 | 0,249 | 0,080 |
| Combined uncertainty | | 0,399 | 0,367 | 0,650 | 0,658 | 0,450 | 0,490 | 0,629 |
| Expanded uncertainty | | 0,799 | 0,734 | 1,300 | 1,315 | 0,900 | 0,981 | 1,258 |

Tin

| Quantity | Components | Uncertainty contribution | | | | | |
|------------------------------------|---|--------------------------|--------------|--------------|--------------|--------------|--------------|
| Q_i | | ui in mK | | | | | |
| | | Loop 3 | | | | | |
| | | Tinsley274686 | | | | | |
| | | BNM-INM | NMI-VSL | MIKES | DTI | SP | SMS/SPI |
| X_t | Repeatability of readings | included in Wt scatter | 0,115 | 0,002 | 0,300 | 0,030 | 0,066 |
| $C_{Xt/1}$ | Uncertainty linked with purity | 0,294 | 0,175 | 0,500 | 0,700 | 0,290 | 0,500 |
| $C_{Xt/2}$ | Uncertainty linked Hydrostatic pressure correction | 0,006 | 0,013 | 0,013 | 0,020 | 0,010 | 0,006 |
| $C_{Xt/3}$ | Uncertainty linked with perturbing heat exchanges | 0,029 | 0,017 | 0,023 | 0,100 | 0,120 | 0,014 |
| $C_{Xt/4}$ | Uncertainty linked with self-heating correction | 0,029 | 0,004 | 0,041 | 0,200 | 0,060 | 0,016 |
| $C_{Xt/5}$ | Uncertainty linked with bridge linearity | 0,029 | 0,115 | 0,005 | 0,030 | 0,010 | 0,043 |
| $C_{Xt/6}$ | Uncertainty linked with AC/DC current | negligible | 0,022 | 0,043 | | 0,120 | negligible |
| $C_{Xt/7}$ | Uncertainty linked with gas pressure | included in Cxt/1 | 0,001 | 0,013 | 0,500 | 0,010 | 0,017 |
| $X_{0.01\text{ }^\circ\text{C}}$ | Repeatability of readings | included in Wt scatter | | 0,005 | 0,010 | 0,030 | 0,098 |
| | Repeatability of temperature realized by cell | 0,047 | | 0,189 | 0,020 | 0,010 | 0,104 |
| | Short repeatability of calibrated SPRT | 0,095 | 0,057 | 0,224 | 0,020 | 0,350 | 0,510 |
| | uncertainty of correction to EUROMET 549 value | | | 0,096 | | | |
| $C_{0.01\text{ }^\circ\text{C}/1}$ | Uncertainty linked with purity and isotopic composition | 0,111 | 0,066 | 0,100 | 0,010 | 0,060 | 0,189 |
| $C_{0.01\text{ }^\circ\text{C}/2}$ | Uncertainty linked Hydrostatic pressure correction | 0,004 | 0,004 | 0,001 | 0,040 | 0,010 | 0,002 |
| $C_{0.01\text{ }^\circ\text{C}/3}$ | Uncertainty linked with perturbing heat exchanges | 0,056 | 0,019 | 0,023 | 0,010 | 0,030 | 0,023 |
| $C_{0.01\text{ }^\circ\text{C}/4}$ | Uncertainty linked with self-heating correction | 0,056 | 0,004 | 0,000 | 0,050 | 0,060 | 0,026 |
| $C_{0.01\text{ }^\circ\text{C}/5}$ | Uncertainty linked with bridge linearity | included in Cxt/5 | 0,055 | 0,003 | 0,030 | 0,010 | 0,010 |
| $C_{0.01\text{ }^\circ\text{C}/6}$ | Uncertainty linked with AC/DC current | negligible | | 0,021 | | 0,060 | negligible |
| $C_{0.01\text{ }^\circ\text{C}/7}$ | Uncertainty linked with internal insulation leakage | 0,019 | | 0,003 | 0,010 | | 0,030 |
| $C_{0.01\text{ }^\circ\text{C}/8}$ | Uncertainty linked with gas pressure | | | | | 0,020 | |
| $D_{RS/1}$ | Uncertainty linked with stability of RS | negligible | | 0,021 | 0,030 | negligible | negligible |
| $D_{RS/2}$ | Uncertainty linked with temperature of RS | 0,015 | 0,047 | 0,004 | 0,050 | 0,120 | 0,015 |
| S_{Wt} | Wt scatter | 0,110 | 0,190 | 0,044 | 0,020 | 0,120 | 0,070 |
| Combined uncertainty | | 0,370 | 0,328 | 0,602 | 0,944 | 0,525 | 0,762 |
| Expanded uncertainty | | 0,740 | 0,655 | 1,204 | 1,888 | 1,050 | 1,524 |

Tin

| Quantity Q_i | Components | Uncertainty contribution | | | | | |
|------------------------------------|---|--------------------------|----------------|------------|------------|-----------------|------------|
| | | ui in mK | | | | | |
| | | Loop 4 | | | | | |
| | | BNM-INM | PTB | GUM | CMI | INM (Ro) | UME |
| X_t | Repeatability of readings | included in Wt scatter | see Wt scatter | 0,086 | | 0,013 | 0,086 |
| $C_{x/t/1}$ | Uncertainty linked with purity | 0,294 | 0,304 | 0,550 | 0,310 | 1,299 | 0,500 |
| $C_{x/t/2}$ | Uncertainty linked Hydrostatic pressure correction | 0,006 | 0,015 | 0,013 | 0,005 | 0,009 | 0,011 |
| $C_{x/t/3}$ | Uncertainty linked with perturbing heat exchanges | 0,088 | 0,100 | 0,020 | 0,200 | 0,110 | 0,044 |
| $C_{x/t/4}$ | Uncertainty linked with self-heating correction | 0,029 | 0,162 | 0,111 | 0,160 | 0,060 | 0,200 |
| $C_{x/t/5}$ | Uncertainty linked with bridge linearity | 0,029 | 0,108 | 0,111 | 0,110 | 0,089 | 0,010 |
| $C_{x/t/6}$ | Uncertainty linked with AC/DC current | negligible | | | | 0,011 | 0,010 |
| $C_{x/t/7}$ | Uncertainty linked with gas pressure | included in Cxt/1 | 0,083 | 0,080 | 0,013 | 0,016 | |
| $X_{0,01\text{ }^\circ\text{C}}$ | Repeatability of readings | included in Wt scatter | see Wt scatter | 0,055 | | 0,242 | 0,006 |
| | Repeatability of temperature realized by cell | 0,047 | see Wt scatter | 0,025 | | | 0,004 |
| | Short repeatability of calibrated SPRT | 0,278 | see Wt scatter | 0,068 | | | 0,010 |
| $C_{0,01\text{ }^\circ\text{C}/1}$ | Uncertainty linked with purity and isotopic composition | 0,111 | 0,058 | 0,114 | 0,050 | 0,100 | 0,070 |
| $C_{0,01\text{ }^\circ\text{C}/2}$ | Uncertainty linked Hydrostatic pressure correction | 0,004 | 0,003 | 0,008 | 0,002 | 0,006 | 0,004 |
| $C_{0,01\text{ }^\circ\text{C}/3}$ | Uncertainty linked with perturbing heat exchanges | 0,056 | 0,019 | 0,015 | 0,020 | 0,020 | 0,022 |
| $C_{0,01\text{ }^\circ\text{C}/4}$ | Uncertainty linked with self-heating correction | 0,056 | 0,057 | 0,041 | 0,040 | 0,020 | 0,040 |
| $C_{0,01\text{ }^\circ\text{C}/5}$ | Uncertainty linked with bridge linearity | included in Cxt/5 | 0,047 | 0,016 | 0,040 | 0,168 | 0,005 |
| $C_{0,01\text{ }^\circ\text{C}/6}$ | Uncertainty linked with AC/DC current | negligible | | | | 0,020 | 0,050 |
| $C_{0,01\text{ }^\circ\text{C}/7}$ | Uncertainty linked with internal insulation leakage | 0,019 | 0,010 | | | 0,004 | 0,000 |
| $D_{RS/1}$ | Uncertainty linked with stability of RS | negligible | 0,001 | 0,004 | 0,005 | | 0,010 |
| $D_{RS/2}$ | Uncertainty linked with temperature of RS | 0,015 | 0,100 | 0,005 | 0,100 | 0,031 | 0,100 |
| S_{Wt} | Wt scatter | 0,160 | 0,104 | 0,090 | 0,095 | 0,288 | 0,163 |
| Combined uncertainty | | 0,470 | 0,421 | 0,611 | 0,446 | 1,380 | 0,588 |
| Expanded uncertainty | | 0,940 | 0,843 | 1,221 | 0,893 | 2,760 | 1,177 |

Tin

| Quantity Q_i | Components | Uncertainty contribution | | | | | |
|------------------------------------|---|---------------------------|---------------|--------|-------|-------------|---------------|
| | | ui in mK | | | | | |
| | | Loop 5 | | | | | |
| | | SPRT 269586 | | | | | |
| | | BNM-INM | NPL | JV | EIM | SMD | NML |
| X_t | Repeatability of readings | included in W_t scatter | 0,019 | 0,0001 | 0,002 | 0,006 | 0,069 |
| $C_{x/t/1}$ | Uncertainty linked with purity | 0,294 | 0,231 | 0,500 | 0,500 | 0,500 | 0,520 |
| $C_{x/t/2}$ | Uncertainty linked Hydrostatic pressure correction | 0,006 | 0,006 | 0,032 | 0,006 | 0,009 | 0,013 |
| $C_{x/t/3}$ | Uncertainty linked with perturbing heat exchanges | 0,088 | 0,058 | 0,309 | 0,003 | 0,176 | 0,029 |
| $C_{x/t/4}$ | Uncertainty linked with self-heating correction | 0,029 | 0,008 | 0,088 | 0,049 | 0,092 | 0,080 |
| $C_{x/t/5}$ | Uncertainty linked with bridge linearity | 0,029 | 0,031 | 0,003 | 0,020 | 0,120 | 0,029 |
| $C_{x/t/6}$ | Uncertainty linked with AC/DC current | negligible | not estimated | 0,029 | | <i>neg.</i> | |
| $C_{x/t/7}$ | Uncertainty linked with gas pressure | included in $C_{x/t/1}$ | 0,025 | 0,193 | 0,080 | 0,130 | 0,404 |
| $X_{0.01\text{ }^\circ\text{C}}$ | Repeatability of readings | included in W_t scatter | 0,024 | | 0,004 | 0,004 | 0,120 |
| | Repeatability of temperature realized by cell | 0,047 | 0,114 | 0,216 | 0,102 | 0,091 | 0,446 |
| | Short repeatability of calibrated SPRT | 0,206 | 0,097 | 0,058 | 0,305 | 0,071 | 0,279 |
| $C_{0.01\text{ }^\circ\text{C}/1}$ | Uncertainty linked with purity and isotopic composition | 0,111 | 0,233 | 0,100 | 0,203 | 0,100 | 0,117 |
| $C_{0.01\text{ }^\circ\text{C}/2}$ | Uncertainty linked Hydrostatic pressure correction | 0,004 | 0,004 | 0,011 | 0,004 | 0,006 | 0,002 |
| $C_{0.01\text{ }^\circ\text{C}/3}$ | Uncertainty linked with perturbing heat exchanges | 0,056 | 0,024 | 0,041 | 0,004 | 0,007 | 0,012 |
| $C_{0.01\text{ }^\circ\text{C}/4}$ | Uncertainty linked with self-heating correction | 0,056 | 0,012 | 0,012 | 0,059 | 0,005 | 0,044 |
| $C_{0.01\text{ }^\circ\text{C}/5}$ | Uncertainty linked with bridge linearity | included in $C_{x/t/5}$ | 0,059 | 0,003 | 0,002 | 0,015 | 0,029 |
| $C_{0.01\text{ }^\circ\text{C}/6}$ | Uncertainty linked with AC/DC current | negligible | not estimated | 0,029 | | <i>neg.</i> | not estimated |
| $C_{0.01\text{ }^\circ\text{C}/7}$ | Uncertainty linked with internal insulation leakage | 0,019 | not estimated | | 0,015 | <i>neg.</i> | not estimated |
| $D_{RS/1}$ | Uncertainty linked with stability of RS | negligible | | | 0,005 | <i>neg.</i> | 0,031 |
| $D_{RS/2}$ | Uncertainty linked with temperature of RS | 0,015 | 0,012 | 0,003 | 0,052 | <i>neg.</i> | 0,006 |
| S_{W_t} | W_t scatter | 0,010 | 0,071 | 0,086 | 0,227 | 0,036 | 0,105 |
| Combined uncertainty | | 0,390 | 0,382 | 0,680 | 0,680 | 0,587 | 0,768 |
| Expanded uncertainty | | 0,780 | 0,763 | 1,360 | 1,359 | 1,174 | 1,536 |

C3. Freezing point of Indium

| Quantity Q_i | Components | Uncertainty contribution | | |
|------------------------------------|---|--------------------------|-------|-----|
| | | ui in mK | | |
| | | Loop 1 | | |
| | | BNM-INM | SMU | OMH |
| X_t | Repeatability of readings | included in Wt scatter | | |
| $C_{Xt/1}$ | Uncertainty linked with purity | 0,294 | 0,400 | |
| $C_{Xt/2}$ | Uncertainty linked Hydrostatic pressure correction | 0,010 | 0,016 | |
| $C_{Xt/3}$ | Uncertainty linked with perturbing heat exchanges | 0,118 | 0,070 | |
| $C_{Xt/4}$ | Uncertainty linked with self-heating correction | 0,029 | 0,030 | |
| $C_{Xt/5}$ | Uncertainty linked with bridge linearity | 0,059 | 0,050 | |
| $C_{Xt/6}$ | Uncertainty linked with AC/DC current | negligible | | |
| $C_{Xt/7}$ | Uncertainty linked with gas pressure | included in Cxt/1 | 0,060 | |
| $X_{0.01\text{ }^\circ\text{C}}$ | Repeatability of readings | included in Wt scatter | | |
| | Repeatability of temperature realized by cell | 0,040 | | |
| | Short repeatability of calibrated SPRT | 0,137 | | |
| $C_{0.01\text{ }^\circ\text{C}/1}$ | Uncertainty linked with purity and isotopic composition | 0,095 | 0,080 | |
| $C_{0.01\text{ }^\circ\text{C}/2}$ | Uncertainty linked Hydrostatic pressure correction | 0,003 | 0,005 | |
| $C_{0.01\text{ }^\circ\text{C}/3}$ | Uncertainty linked with perturbing heat exchanges | 0,047 | 0,030 | |
| $C_{0.01\text{ }^\circ\text{C}/4}$ | Uncertainty linked with self-heating correction | 0,047 | 0,020 | |
| $C_{0.01\text{ }^\circ\text{C}/5}$ | Uncertainty linked with bridge linearity | included in Cxt/5 | 0,080 | |
| $C_{0.01\text{ }^\circ\text{C}/6}$ | Uncertainty linked with AC/DC current | negligible | | |
| $C_{0.01\text{ }^\circ\text{C}/7}$ | Uncertainty linked with internal insulation leakage | 0,016 | | |
| $D_{RS/1}$ | Uncertainty linked with stability of RS | negligible | | |
| $D_{RS/2}$ | Uncertainty linked with temperature of RS | 0,012 | 0,010 | |
| S_{Wt} | Wt scatter | 0,079 | 0,200 | |
| Combined uncertainty | | 0,380 | 0,480 | |
| Expanded uncertainty | | 0,760 | 0,950 | |

Indium

| Quantity Q_i | Components | Uncertainty contribution | | | | | | |
|------------------------------------|---|--|-------|------------|-------|-------|-------------|-------|
| | | u _i in mK | | | | | | |
| | | Loop 2 SPRT 1283 | | | | | | |
| | | BNM-INM | IMGC | CEM | IPQ | METAS | MIRS/FE-LMK | BEV |
| X_t | Repeatability of readings | included in Wt scatter | 0,006 | 0,020 | 0,016 | 0,014 | 0,030 | 0,049 |
| | repeatability of temperature realized by cells | | | | | | | |
| $C_{Xt/1}$ | Uncertainty linked with purity | 0,294 | 0,270 | 0,470 | 0,800 | 0,469 | 0,500 | 0,100 |
| $C_{Xt/2}$ | Uncertainty linked Hydrostatic pressure correction | 0,010 | 0,006 | 0,030 | 0,019 | 0,019 | 0,015 | 0,033 |
| $C_{Xt/3}$ | Uncertainty linked with perturbing heat exchanges | 0,118 | 0,012 | 0,170 | 0,023 | 0,063 | 0,025 | 0,016 |
| $C_{Xt/4}$ | Uncertainty linked with self-heating correction | 0,029 | 0,008 | 0,060 | 0,002 | 0,151 | 0,030 | 0,328 |
| $C_{Xt/5}$ | Uncertainty linked with bridge linearity | 0,059 | 0,001 | 0,120 | 0,009 | 0,022 | 0,050 | 0,400 |
| $C_{Xt/6}$ | Uncertainty linked with AC/DC current | negligible | 0,001 | 0,040 | | 0,1 | 0,000 | 0,001 |
| $C_{Xt/7}$ | Uncertainty linked with gas pressure | included in Cxt/1 | 0,035 | 0,030 | | 0,074 | 0,050 | 0,010 |
| $X_{0.01\text{ }^\circ\text{C}}$ | Repeatability of readings | included in Wt scatter | 0,036 | 0,020 | 0,019 | 0,011 | 0,020 | 0,030 |
| | Repeatability of temperature realized by cell | 0,040 | | 0,010 | 0,105 | 0,017 | 0,050 | 0,000 |
| | Short repeatability of calibrated SPRT | 0,047 | | 0,190 | 0,118 | 0,037 | 0,300 | 0,050 |
| $C_{0.01\text{ }^\circ\text{C}/1}$ | Uncertainty linked with purity and isotopic composition | 0,095 | | 0,060 | 0,100 | 0,006 | 0,050 | 0,100 |
| $C_{0.01\text{ }^\circ\text{C}/2}$ | Uncertainty linked Hydrostatic pressure correction | 0,003 | | 0,010 | 0,001 | 0,004 | 0,005 | 0,001 |
| $C_{0.01\text{ }^\circ\text{C}/3}$ | Uncertainty linked with perturbing heat exchanges | 0,047 | | 0,010 | 0,016 | 0,038 | 0,010 | 0,000 |
| $C_{0.01\text{ }^\circ\text{C}/4}$ | Uncertainty linked with self-heating correction | 0,047 | | 0,070 | 0,002 | 0,076 | 0,030 | 0,050 |
| $C_{0.01\text{ }^\circ\text{C}/5}$ | Uncertainty linked with bridge linearity | included in Cxt/5 | | 0,200 | 0,006 | 0,014 | 0,050 | 0,000 |
| $C_{0.01\text{ }^\circ\text{C}/6}$ | Uncertainty linked with AC/DC current | negligible | | 0,050 | | 0,05 | 0,000 | 0,000 |
| $C_{0.01\text{ }^\circ\text{C}/7}$ | Uncertainty linked with internal insulation leakage | 0,016 | | negligible | | 0,006 | 0,000 | 0,000 |
| $D_{RS/1}$ | Uncertainty linked with stability of RS | negligible | | negligible | 0,058 | 0,006 | 0,000 | 0,001 |
| $D_{RS/2}$ | Uncertainty linked with temperature of RS | 0,012 | 0,001 | negligible | 0,003 | 0,029 | 0,005 | 0,000 |
| S_{Wt} | Wt scatter | 0,029 | 0,154 | 0,040 | 0,543 | 0,133 | 0,340 | 0,056 |
| Combined uncertainty | | 0,351 | 0,315 | 0,600 | 0,988 | 0,54 | 0,687 | 0,548 |
| Expanded uncertainty | | 0,702 | 0,631 | 1,200 | 1,975 | 1,08 | 1,374 | 1,096 |

Indium

| Quantity Q_i | Components | Uncertainty contribution | | | | | |
|------------------------------------|---|--|---------|-------|-------|------------|---------|
| | | ui in mK | | | | | |
| | | Loop 3 Tinsley274686 | | | | | |
| | | BNM-INM | NMI-VSL | MIKES | DTI | SP | SMS/SPI |
| X_t | Repeatability of readings | included in Wt scatter | 0,115 | 0,004 | 0,400 | 0,030 | |
| $C_{x/1}$ | Uncertainty linked with purity | 0,294 | 0,027 | 0,800 | 0,800 | 0,460 | |
| $C_{x/2}$ | Uncertainty linked Hydrostatic pressure correction | 0,010 | 0,019 | 0,020 | 0,020 | 0,020 | |
| $C_{x/3}$ | Uncertainty linked with perturbing heat exchanges | 0,118 | 0,017 | 0,196 | 0,200 | 0,290 | |
| $C_{x/4}$ | Uncertainty linked with self-heating correction | 0,029 | 0,002 | 0,014 | 0,150 | 0,060 | |
| $C_{x/5}$ | Uncertainty linked with bridge linearity | 0,059 | 0,115 | 0,004 | 0,030 | 0,010 | |
| $C_{x/6}$ | Uncertainty linked with AC/DC current | negligible | 0,022 | 0,036 | | 0,120 | |
| $C_{x/7}$ | Uncertainty linked with gas pressure | included in Cxt/1 | 0,002 | 0,000 | 0,500 | 0,010 | |
| $X_{0,01\text{ }^\circ\text{C}}$ | Repeatability of readings | included in Wt scatter | | 0,005 | 0,010 | 0,030 | |
| | Repeatability of temperature realized by cell | 0,040 | | 0,189 | 0,020 | 0,010 | |
| | Short repeatability of calibrated SPRT | 0,071 | 0,048 | 0,477 | 0,020 | 0,120 | |
| | uncertainty of correction to EUROMET 549 value | | | 0,096 | | | |
| $C_{0,01\text{ }^\circ\text{C}/1}$ | Uncertainty linked with purity and isotopic composition | 0,095 | 0,056 | 0,100 | 0,010 | 0,060 | |
| $C_{0,01\text{ }^\circ\text{C}/2}$ | Uncertainty linked Hydrostatic pressure correction | 0,003 | 0,003 | 0,001 | 0,040 | 0,010 | |
| $C_{0,01\text{ }^\circ\text{C}/3}$ | Uncertainty linked with perturbing heat exchanges | 0,047 | 0,016 | 0,023 | 0,010 | 0,030 | |
| $C_{0,01\text{ }^\circ\text{C}/4}$ | Uncertainty linked with self-heating correction | 0,047 | 0,003 | 0,006 | 0,050 | 0,060 | |
| $C_{0,01\text{ }^\circ\text{C}/5}$ | Uncertainty linked with bridge linearity | included in Cxt/5 | 0,047 | 0,003 | 0,030 | 0,010 | |
| $C_{0,01\text{ }^\circ\text{C}/6}$ | Uncertainty linked with AC/DC current | negligible | | 0,021 | | 0,060 | |
| $C_{0,01\text{ }^\circ\text{C}/7}$ | Uncertainty linked with internal insulation leakage | 0,016 | | 0,003 | 0,010 | | |
| $D_{RS/1}$ | Uncertainty linked with stability of RS | negligible | | 0,025 | 0,030 | negligible | |
| $D_{RS/2}$ | Uncertainty linked with temperature of RS | 0,012 | 0,040 | 0,004 | 0,050 | 0,120 | |
| S_{Wt} | Wt scatter | 0,240 | 0,130 | 0,044 | 0,020 | 0,100 | |
| Combined uncertainty | | 0,430 | 0,230 | 0,983 | 1,060 | 0,605 | |
| Expanded uncertainty | | 0,860 | 0,460 | 1,966 | 2,120 | 1,210 | |

Indium

| Quantity Q_i | Components | Uncertainty contribution | | | | | |
|------------------------------------|---|--------------------------|----------------|-------|-------|----------|-------|
| | | ui in mK | | | | | |
| | | Loop 4 YSI 4807 | | | | | |
| | | BNM-INM | PTB | GUM | CMI | INM (Ro) | UME |
| X_t | Repeatability of readings | included in Wt scatter | see Wt scatter | 0,129 | | 0,010 | 0,026 |
| $C_{Xt/1}$ | Uncertainty linked with purity | 0,294 | 0,258 | 0,550 | 0,470 | 2,454 | 0,800 |
| $C_{Xt/2}$ | Uncertainty linked Hydrostatic pressure correction | 0,010 | 0,023 | 0,029 | 0,010 | 0,010 | 0,017 |
| $C_{Xt/3}$ | Uncertainty linked with perturbing heat exchanges | 0,118 | 0,200 | 0,219 | 0,200 | 0,087 | 0,023 |
| $C_{Xt/4}$ | Uncertainty linked with self-heating correction | 0,029 | 0,158 | 0,118 | 0,160 | 0,060 | 0,150 |
| $C_{Xt/5}$ | Uncertainty linked with bridge linearity | 0,059 | 0,105 | 0,079 | 0,110 | 0,087 | 0,008 |
| $C_{Xt/6}$ | Uncertainty linked with AC/DC current | negligible | | | | 0,010 | 0,031 |
| $C_{Xt/7}$ | Uncertainty linked with gas pressure | included in Cxt/1 | 0,098 | 0,100 | 0,020 | 0,024 | |
| $X_{0,01\text{ }^\circ\text{C}}$ | Repeatability of readings | included in Wt scatter | see Wt scatter | 0,046 | | 0,109 | 0,021 |
| | Repeatability of temperature realized by cell | 0,040 | see Wt scatter | 0,055 | | | 0,025 |
| | Short repeatability of calibrated SPRT | 0,237 | see Wt scatter | 0,058 | | | 0,047 |
| $C_{0,01\text{ }^\circ\text{C}/1}$ | Uncertainty linked with purity and isotopic composition | 0,095 | 0,050 | 0,097 | 0,050 | 0,100 | 0,070 |
| $C_{0,01\text{ }^\circ\text{C}/2}$ | Uncertainty linked Hydrostatic pressure correction | 0,003 | 0,002 | 0,007 | 0,002 | 0,006 | 0,004 |
| $C_{0,01\text{ }^\circ\text{C}/3}$ | Uncertainty linked with perturbing heat exchanges | 0,047 | 0,016 | 0,013 | 0,020 | 0,017 | 0,022 |
| $C_{0,01\text{ }^\circ\text{C}/4}$ | Uncertainty linked with self-heating correction | 0,047 | 0,048 | 0,035 | 0,040 | 0,017 | 0,040 |
| $C_{0,01\text{ }^\circ\text{C}/5}$ | Uncertainty linked with bridge linearity | included in Cxt/5 | 0,040 | 0,070 | 0,040 | 0,139 | 0,005 |
| $C_{0,01\text{ }^\circ\text{C}/6}$ | Uncertainty linked with AC/DC current | negligible | | | | 0,017 | 0,076 |
| $C_{0,01\text{ }^\circ\text{C}/7}$ | Uncertainty linked with internal insulation leakage | 0,016 | 0,010 | | | 0,003 | |
| $D_{RS/1}$ | Uncertainty linked with stability of RS | negligible | 0,001 | 0,003 | 0,005 | | 0,010 |
| $D_{RS/2}$ | Uncertainty linked with temperature of RS | 0,012 | 0,100 | 0,005 | 0,100 | 0,025 | 0,100 |
| S_{Wt} | Wt scatter | 0,180 | 0,133 | 0,074 | 0,095 | 0,187 | 0,122 |
| Combined uncertainty | | 0,460 | 0,432 | 0,654 | 0,569 | 2,470 | 0,840 |
| Expanded uncertainty | | 0,920 | 0,865 | 1,308 | 1,139 | 4,940 | 1,681 |

Indium

| Quantity Q_i | Components | Uncertainty contribution | | | | | |
|------------------------------------|---|--------------------------|---------------|--------|-------|-------|-----|
| | | ui in mK | | | | | |
| | | Loop 5 | | | | | |
| | | SPRT 269586 | | | | | |
| | | BNM-INM | NPL | JV | EIM | SMD | NML |
| X_t | Repeatability of readings | included in Wt scatter | 0,072 | 0,0001 | 0,002 | 0,005 | |
| $C_{Xt/1}$ | Uncertainty linked with purity | 0,294 | 0,289 | 0,800 | 0,800 | 0,800 | |
| $C_{Xt/2}$ | Uncertainty linked Hydrostatic pressure correction | 0,010 | 0,010 | 0,048 | 0,010 | 0,013 | |
| $C_{Xt/3}$ | Uncertainty linked with perturbing heat exchanges | 0,059 | 0,058 | 0,301 | 0,009 | 0,066 | |
| $C_{Xt/4}$ | Uncertainty linked with self-heating correction | 0,029 | 0,009 | 0,083 | 0,029 | 0,009 | |
| $C_{Xt/5}$ | Uncertainty linked with bridge linearity | 0,059 | 0,030 | 0,002 | 0,013 | 0,110 | |
| $C_{Xt/6}$ | Uncertainty linked with AC/DC current | negligible | not estimated | 0,024 | | neg. | |
| $C_{Xt/7}$ | Uncertainty linked with gas pressure | included in Cxt/1 | 0,037 | 0,287 | 0,100 | 0,120 | |
| $X_{0,01\text{ }^\circ\text{C}}$ | Repeatability of readings | included in Wt scatter | 0,064 | | 0,003 | 0,003 | |
| | Repeatability of temperature realized by cell | 0,040 | 0,095 | 0,180 | 0,084 | 0,076 | |
| | Short repeatability of calibrated SPRT | 0,076 | 0,032 | 0,049 | 0,028 | 0,059 | |
| $C_{0,01\text{ }^\circ\text{C}/1}$ | Uncertainty linked with purity and isotopic composition | 0,095 | 0,194 | 0,100 | 0,169 | 0,100 | |
| $C_{0,01\text{ }^\circ\text{C}/2}$ | Uncertainty linked Hydrostatic pressure correction | 0,003 | 0,003 | 0,011 | 0,004 | 0,005 | |
| $C_{0,01\text{ }^\circ\text{C}/3}$ | Uncertainty linked with perturbing heat exchanges | 0,047 | 0,020 | 0,034 | 0,003 | 0,006 | |
| $C_{0,01\text{ }^\circ\text{C}/4}$ | Uncertainty linked with self-heating correction | 0,047 | 0,010 | 0,010 | 0,049 | 0,004 | |
| $C_{0,01\text{ }^\circ\text{C}/5}$ | Uncertainty linked with bridge linearity | included in Cxt/5 | 0,049 | 0,002 | 0,001 | 0,015 | |
| $C_{0,01\text{ }^\circ\text{C}/6}$ | Uncertainty linked with AC/DC current | negligible | not estimated | 0,024 | | neg. | |
| $C_{0,01\text{ }^\circ\text{C}/7}$ | Uncertainty linked with internal insulation leakage | 0,016 | not estimated | | 0,012 | neg. | |
| $C_{0,01\text{ }^\circ\text{C}/8}$ | Uncertainty linked with gas pressure | | | | | 0,020 | |
| $D_{RS/1}$ | Uncertainty linked with stability of RS | negligible | | | 0,004 | neg. | |
| $D_{RS/2}$ | Uncertainty linked with temperature of RS | 0,012 | 0,010 | 0,002 | 0,043 | neg. | |
| S_{Wt} | Wt scatter | 0,011 | 0,034 | 0,061 | 0,019 | 0,154 | |
| Combined uncertainty | | 0,340 | 0,390 | 0,934 | 0,832 | 0,845 | |
| Expanded uncertainty | | 0,680 | 0,780 | 1,869 | 1,664 | 1,690 | |

C4. Melting point of Gallium

| Quantity | Components | Uncertainty contribution | | |
|------------------------------------|---|--------------------------|-------------------------|-------|
| Q_i | | ui in mK | | |
| | | Loop 1 | SPRT ISOTECH 036 | |
| | | BNM-INM | SMU | OMH |
| X_t | Repeatability of readings | included in Wt scatter | | 0,030 |
| $C_{x/t1}$ | Uncertainty linked with purity | 0,059 | 0,010 | 0,040 |
| $C_{x/t2}$ | Uncertainty linked Hydrostatic pressure correction | 0,004 | 0,006 | 0,010 |
| $C_{x/t3}$ | Uncertainty linked with perturbing heat exchanges | 0,029 | 0,025 | 0,020 |
| $C_{x/t4}$ | Uncertainty linked with self-heating correction | 0,029 | 0,020 | 0,018 |
| $C_{x/t5}$ | Uncertainty linked with bridge linearity | 0,029 | 0,050 | 0,006 |
| $C_{x/t6}$ | Uncertainty linked with AC/DC current | negligible | | 0,000 |
| $C_{x/t7}$ | Uncertainty linked with gas pressure | included in Cxt/1 | 0,002 | 0,100 |
| $X_{0.01\text{ }^\circ\text{C}}$ | Repeatability of readings | included in Wt scatter | | 0,022 |
| | Repeatability of temperature realized by cell | 0,028 | | 0,022 |
| | Short repeatability of calibrated SPRT | 0,008 | | 0,022 |
| $C_{0.01\text{ }^\circ\text{C}/1}$ | Uncertainty linked with purity and isotopic composition | 0,066 | 0,060 | 0,011 |
| $C_{0.01\text{ }^\circ\text{C}/2}$ | Uncertainty linked Hydrostatic pressure correction | 0,002 | 0,002 | 0,009 |
| $C_{0.01\text{ }^\circ\text{C}/3}$ | Uncertainty linked with perturbing heat exchanges | 0,033 | 0,020 | 0,011 |
| $C_{0.01\text{ }^\circ\text{C}/4}$ | Uncertainty linked with self-heating correction | 0,033 | 0,011 | 0,019 |
| $C_{0.01\text{ }^\circ\text{C}/5}$ | Uncertainty linked with bridge linearity | included in Cxt/5 | 0,060 | 0,006 |
| $C_{0.01\text{ }^\circ\text{C}/6}$ | Uncertainty linked with AC/DC current | negligible | | |
| $C_{0.01\text{ }^\circ\text{C}/7}$ | Uncertainty linked with internal insulation leakage | 0,011 | | |
| $D_{RS/1}$ | Uncertainty linked with stability of RS | negligible | | 0,141 |
| $D_{RS/2}$ | Uncertainty linked with temperature of RS | 0,008 | 0,003 | 0,141 |
| S_{Wt} | Wt scatter | 0,025 | 0,030 | 0,001 |
| Combined uncertainty | | 0,119 | 0,110 | 0,240 |
| Expanded uncertainty | | 0,238 | 0,220 | 0,480 |

Gallium

| Quantity Q_i | Components | Uncertainty contribution | | | | | | |
|------------------------------------|---|--------------------------|-------|------------|-------|-------|-------------|-------|
| | | ui in mK | | | | | | |
| | | Loop 2 | | | | | | |
| | | SPRT 1283 | | | | | | |
| | | BNM-INM | IMGC | CEM | IPQ | METAS | MIRS/FE-LMK | BEV |
| X_t | Repeatability of readings | included in Wt scatter | 0,006 | 0,020 | 0,030 | 0,019 | 0,020 | 0,034 |
| | repeatability of temperature realized by cells | | | | | | | 0,094 |
| $C_{Xt/1}$ | Uncertainty linked with purity | 0,059 | 0,008 | 0,120 | 0,200 | 0,014 | 0,100 | 0,100 |
| $C_{Xt/2}$ | Uncertainty linked Hydrostatic pressure correction | 0,004 | 0,002 | 0,010 | 0,007 | 0,007 | 0,010 | 0,106 |
| $C_{Xt/3}$ | Uncertainty linked with perturbing heat exchanges | 0,029 | 0,003 | 0,010 | 0,023 | 0,073 | 0,010 | 0,011 |
| $C_{Xt/4}$ | Uncertainty linked with self-heating correction | 0,029 | 0,007 | 0,050 | 0,005 | 0,151 | 0,030 | 0,224 |
| $C_{Xt/5}$ | Uncertainty linked with bridge linearity | 0,029 | 0,001 | 0,120 | 0,006 | 0,016 | 0,050 | 0,400 |
| $C_{Xt/6}$ | Uncertainty linked with AC/DC current | negligible | 0,001 | 0,040 | | 0,050 | 0,000 | 0,001 |
| $C_{Xt/7}$ | Uncertainty linked with gas pressure | included in Cxt/1 | 0,001 | 0,050 | | 0,029 | 0,050 | 0,010 |
| $X_{0,01\text{ }^\circ\text{C}}$ | Repeatability of readings | included in Wt scatter | 0,025 | 0,020 | 0,022 | 0,009 | 0,020 | 0,030 |
| | Repeatability of temperature realized by cell | 0,028 | | negligible | 0,105 | 0,017 | 0,050 | 0,008 |
| | Short repeatability of calibrated SPRT | 0,033 | | 0,040 | 0,032 | 0,012 | 0,100 | 0,050 |
| $C_{0,01\text{ }^\circ\text{C}/1}$ | Uncertainty linked with purity and isotopic composition | 0,066 | | 0,040 | 0,100 | 0,006 | 0,050 | 0,100 |
| $C_{0,01\text{ }^\circ\text{C}/2}$ | Uncertainty linked Hydrostatic pressure correction | 0,002 | | negligible | 0,001 | 0,004 | 0,005 | 0,001 |
| $C_{0,01\text{ }^\circ\text{C}/3}$ | Uncertainty linked with perturbing heat exchanges | 0,033 | | 0,010 | 0,016 | 0,038 | 0,010 | 0,000 |
| $C_{0,01\text{ }^\circ\text{C}/4}$ | Uncertainty linked with self-heating correction | 0,033 | | 0,050 | 0,003 | 0,039 | 0,030 | 0,050 |
| $C_{0,01\text{ }^\circ\text{C}/5}$ | Uncertainty linked with bridge linearity | included in Cxt/5 | | 0,130 | 0,006 | 0,014 | 0,050 | 0,000 |
| $C_{0,01\text{ }^\circ\text{C}/6}$ | Uncertainty linked with AC/DC current | negligible | | 0,040 | | 0,050 | 0,000 | 0,000 |
| $C_{0,01\text{ }^\circ\text{C}/7}$ | Uncertainty linked with internal insulation leakage | 0,011 | 0,001 | negligible | | 0,006 | 0,000 | 0,000 |
| $D_{RS/1}$ | Uncertainty linked with stability of RS | negligible | | negligible | 0,014 | 0,006 | 0,000 | 0,001 |
| $D_{RS/2}$ | Uncertainty linked with temperature of RS | 0,008 | 0,001 | negligible | 0,001 | 0,029 | 0,005 | 0,000 |
| S_{Wt} | Wt scatter | 0,12 | 0,078 | 0,040 | 0,317 | 0,260 | 0,136 | 0,056 |
| Combined uncertainty | | 0,17 | 0,083 | 0,240 | 0,406 | 0,330 | 0,232 | 0,511 |
| Expanded uncertainty | | 0,35 | 0,166 | 0,480 | 0,813 | 0,660 | 0,464 | 1,022 |

Gallium

| Quantity Q_i | Components | Uncertainty contribution | | | | | |
|------------------------------------|---|--|---------|-------|-------|------------|------------|
| | | ui in mK | | | | | |
| | | Loop 3 Tinsley274686 | | | | | |
| | | BNM-INM | NMI-VSL | MIKES | DTI | SP | SMS/SPI |
| X_t | Repeatability of readings | included in Wt scatter | 0,058 | 0,003 | 0,080 | 0,030 | 0,058 |
| $C_{Xt/1}$ | Uncertainty linked with purity | 0,059 | 0,079 | 0,200 | 0,200 | 0,120 | 0,200 |
| $C_{Xt/2}$ | Uncertainty linked Hydrostatic pressure correction | 0,004 | 0,003 | 0,007 | 0,010 | 0,010 | 0,003 |
| $C_{Xt/3}$ | Uncertainty linked with perturbing heat exchanges | 0,029 | 0,017 | 0,026 | 0,020 | 0,030 | 0,008 |
| $C_{Xt/4}$ | Uncertainty linked with self-heating correction | 0,029 | 0,002 | 0,002 | 0,050 | 0,060 | 0,003 |
| $C_{Xt/5}$ | Uncertainty linked with bridge linearity | 0,029 | 0,029 | 0,003 | 0,030 | 0,010 | 0,005 |
| $C_{Xt/6}$ | Uncertainty linked with AC/DC current | negligible | 0,022 | 0,003 | | 0,120 | negligible |
| $C_{Xt/7}$ | Uncertainty linked with gas pressure | included in Cxt/1 | 0,087 | 0,018 | 0,150 | | 0,012 |
| $X_{0,01\text{ }^\circ\text{C}}$ | Repeatability of readings | included in Wt scatter | | 0,005 | 0,010 | 0,030 | 0,058 |
| | Repeatability of temperature realized by cell | 0,028 | | 0,189 | 0,020 | 0,010 | 0,061 |
| | Short repeatability of calibrated SPRT | 0,033 | 0,034 | 0,017 | 0,020 | 0,120 | 0,018 |
| | uncertainty of correction to EUROMET 549 value | | | 0,096 | | | |
| $C_{0,01\text{ }^\circ\text{C}/1}$ | Uncertainty linked with purity and isotopic composition | 0,066 | 0,039 | 0,100 | 0,010 | 0,060 | 0,112 |
| $C_{0,01\text{ }^\circ\text{C}/2}$ | Uncertainty linked Hydrostatic pressure correction | 0,002 | 0,002 | 0,001 | 0,040 | 0,010 | 0,001 |
| $C_{0,01\text{ }^\circ\text{C}/3}$ | Uncertainty linked with perturbing heat exchanges | 0,033 | 0,011 | 0,023 | 0,010 | 0,030 | 0,014 |
| $C_{0,01\text{ }^\circ\text{C}/4}$ | Uncertainty linked with self-heating correction | 0,033 | 0,002 | 0,020 | 0,050 | 0,060 | 0,006 |
| $C_{0,01\text{ }^\circ\text{C}/5}$ | Uncertainty linked with bridge linearity | included in Cxt/5 | 0,032 | 0,003 | 0,030 | 0,010 | 0,006 |
| $C_{0,01\text{ }^\circ\text{C}/6}$ | Uncertainty linked with AC/DC current | negligible | | 0,021 | | 0,060 | negligible |
| $C_{0,01\text{ }^\circ\text{C}/7}$ | Uncertainty linked with internal insulation leakage | 0,011 | | 0,003 | 0,010 | | 0,018 |
| $D_{RS/1}$ | Uncertainty linked with stability of RS | negligible | | 0,025 | 0,030 | negligible | negligible |
| $D_{RS/2}$ | Uncertainty linked with temperature of RS | 0,008 | 0,028 | 0,002 | 0,050 | 0,120 | 0,008 |
| S_{Wt} | Wt scatter | 0,080 | 0,050 | 0,068 | 0,020 | 0,010 | 0,019 |
| Combined uncertainty | | 0,140 | 0,161 | 0,320 | 0,288 | 0,265 | 0,254 |
| Expanded uncertainty | | 0,280 | 0,322 | 0,641 | 0,575 | 0,530 | 0,508 |

Gallium

| Quantity Q_i | Components | Uncertainty contribution | | | | | |
|------------------------------------|---|--------------------------|----------------|-------|-------|----------|-------|
| | | ui in mK | | | | | |
| | | Loop 4 | | | | | |
| | | YSI 4807 | | | | | |
| | | BNM-INM | PTB | GUM | CMI | INM (Ro) | UME |
| X_t | Repeatability of readings | included in Wt scatter | see Wt scatter | 0,041 | | 0,001 | 0,060 |
| $C_{Xt/1}$ | Uncertainty linked with purity | 0,059 | 0,055 | 0,250 | 0,200 | 0,058 | 0,200 |
| $C_{Xt/2}$ | Uncertainty linked Hydrostatic pressure correction | 0,004 | 0,008 | 0,007 | 0,002 | 0,005 | 0,006 |
| $C_{Xt/3}$ | Uncertainty linked with perturbing heat exchanges | 0,029 | 0,010 | 0,025 | 0,050 | 0,017 | 0,012 |
| $C_{Xt/4}$ | Uncertainty linked with self-heating correction | 0,029 | 0,030 | 0,055 | 0,050 | 0,030 | 0,050 |
| $C_{Xt/5}$ | Uncertainty linked with bridge linearity | 0,029 | 0,010 | 0,037 | 0,025 | 0,083 | 0,006 |
| $C_{Xt/6}$ | Uncertainty linked with AC/DC current | negligible | | | | 0,010 | 0,011 |
| $C_{Xt/7}$ | Uncertainty linked with gas pressure | included in Cxt/1 | 0,010 | 0,010 | 0,008 | 0,010 | |
| $X_{0,01\text{ }^\circ\text{C}}$ | Repeatability of readings | included in Wt scatter | see Wt scatter | 0,032 | | 0,058 | 0,100 |
| | Repeatability of temperature realized by cell | 0,028 | see Wt scatter | 0,023 | | | 0,005 |
| | Short repeatability of calibrated SPRT | 0,033 | see Wt scatter | 0,040 | | | 0,009 |
| $C_{0,01\text{ }^\circ\text{C}/1}$ | Uncertainty linked with purity and isotopic composition | 0,066 | 0,035 | 0,067 | 0,050 | 0,100 | 0,070 |
| $C_{0,01\text{ }^\circ\text{C}/2}$ | Uncertainty linked Hydrostatic pressure correction | 0,002 | 0,002 | 0,005 | 0,002 | 0,006 | 0,004 |
| $C_{0,01\text{ }^\circ\text{C}/3}$ | Uncertainty linked with perturbing heat exchanges | 0,033 | 0,011 | 0,009 | 0,020 | 0,011 | 0,022 |
| $C_{0,01\text{ }^\circ\text{C}/4}$ | Uncertainty linked with self-heating correction | 0,033 | 0,034 | 0,048 | 0,040 | 0,011 | 0,040 |
| $C_{0,01\text{ }^\circ\text{C}/5}$ | Uncertainty linked with bridge linearity | included in Cxt/5 | 0,028 | 0,032 | 0,040 | 0,093 | 0,005 |
| $C_{0,01\text{ }^\circ\text{C}/6}$ | Uncertainty linked with AC/DC current | negligible | | | | 0,110 | 0,034 |
| $C_{0,01\text{ }^\circ\text{C}/7}$ | Uncertainty linked with internal insulation leakage | 0,011 | 0,010 | | | 0,002 | |
| $D_{RS/1}$ | Uncertainty linked with stability of RS | negligible | 0,001 | 0,002 | 0,051 | | 0,010 |
| $D_{RS/2}$ | Uncertainty linked with temperature of RS | 0,008 | 0,100 | 0,003 | 0,100 | 0,017 | 0,100 |
| S_{Wt} | Wt scatter | 0,090 | 0,008 | 0,014 | 0,095 | 0,015 | 0,021 |
| Combined uncertainty | | 0,150 | 0,133 | 0,284 | 0,271 | 0,220 | 0,275 |
| Expanded uncertainty | | 0,300 | 0,266 | 0,568 | 0,542 | 0,440 | 0,549 |

Gallium

| Quantity Q_i | Components | Uncertainty contribution | | | | | |
|------------------------------------|---|--------------------------|---------------|--------|-------|-------|---------------|
| | | ui in mK | | | | | |
| | | Loop 5 | | | | | |
| | | SPRT 269586 | | | | | |
| | | BNM- | NPL | JV | EIM | SMD | NML |
| X_t | Repeatability of readings | included in Wt scatter | 0,018 | 0,0001 | 0,002 | 0,004 | 0,080 |
| $C_{Xt/1}$ | Uncertainty linked with purity | 0,059 | 0,058 | 0,200 | 0,200 | 0,200 | 0,200 |
| $C_{Xt/2}$ | Uncertainty linked Hydrostatic pressure correction | 0,004 | 0,003 | 0,017 | 0,003 | 0,005 | 0,007 |
| $C_{Xt/3}$ | Uncertainty linked with perturbing heat exchanges | 0,003 | 0,023 | 0,029 | 0,014 | 0,036 | 0,009 |
| $C_{Xt/4}$ | Uncertainty linked with self-heating correction | 0,029 | 0,007 | 0,061 | 0,002 | 0,030 | 0,023 |
| $C_{Xt/5}$ | Uncertainty linked with bridge linearity | 0,029 | 0,029 | 0,002 | 0,003 | 0,020 | 0,016 |
| $C_{Xt/6}$ | Uncertainty linked with AC/DC current | negligible | not estimated | 0,016 | | neg. | not estimated |
| $C_{Xt/7}$ | Uncertainty linked with gas pressure | included in Cxt/1 | 0,029 | 0,117 | 0,010 | 0,010 | 0,006 |
| $C_{Xt/8}$ | Uncertainty linked with internal insulation leakage of SPRT at Ga (in mK) | | | | 0,030 | | |
| $X_{0,01\text{ }^\circ\text{C}}$ | Repeatability of readings | included in Wt scatter | 0,008 | | 0,002 | 0,002 | 0,046 |
| | Repeatability of temperature realized by cell | | 0,028 | 0,063 | 0,120 | 0,056 | 0,247 |
| | Short repeatability of calibrated SPRT | | 0,010 | 0,041 | 0,033 | 0,143 | 0,065 |
| $C_{0,01\text{ }^\circ\text{C}/1}$ | Uncertainty linked with purity and isotopic composition | 0,066 | 0,130 | 0,100 | 0,113 | 0,100 | 0,065 |
| $C_{0,01\text{ }^\circ\text{C}/2}$ | Uncertainty linked Hydrostatic pressure correction | 0,002 | 0,002 | 0,011 | 0,002 | 0,003 | 0,001 |
| $C_{0,01\text{ }^\circ\text{C}/3}$ | Uncertainty linked with perturbing heat exchanges | 0,033 | 0,014 | 0,023 | 0,002 | 0,004 | 0,003 |
| $C_{0,01\text{ }^\circ\text{C}/4}$ | Uncertainty linked with self-heating correction | 0,033 | 0,007 | 0,006 | 0,005 | 0,003 | 0,020 |
| $C_{0,01\text{ }^\circ\text{C}/5}$ | Uncertainty linked with bridge linearity | included in Cxt/5 | 0,033 | 0,002 | 0,001 | 0,015 | 0,016 |
| $C_{0,01\text{ }^\circ\text{C}/6}$ | Uncertainty linked with AC/DC current | negligible | not estimated | 0,016 | | neg. | not estimated |
| $C_{0,01\text{ }^\circ\text{C}/7}$ | Uncertainty linked with internal insulation | 0,011 | not estimated | | 0,008 | neg. | not estimated |
| $C_{0,01\text{ }^\circ\text{C}/8}$ | Uncertainty linked with gas pressure | | | | | 0,020 | |
| $D_{RS/1}$ | Uncertainty linked with stability of RS | negligible | | | 0,003 | neg. | 0,029 |
| $D_{RS/2}$ | Uncertainty linked with temperature of RS | 0,008 | 0,007 | 0,002 | 0,029 | neg. | 0,001 |
| S_{Wt} | Wt scatter | 0,010 | 0,074 | 0,019 | 0,041 | 0,098 | 0,074 |
| Combined uncertainty | | 0,110 | 0,188 | 0,293 | 0,283 | 0,260 | 0,355 |
| Expanded uncertainty | | 0,220 | 0,376 | 0,586 | 0,567 | 0,520 | 0,710 |

C5. Triple point of Mercury

| Quantity Q_i | Components | Uncertainty contribution | | |
|------------------------------------|---|--------------------------|--------------|-------------|
| | | ui in mK | | |
| | | Loop 1 | | |
| | | BNM-INM | SMU | OMH |
| X_t | Repeatability of readings | 0,010 | | 0,05 |
| $C_{Xt/1}$ | Uncertainty linked with purity | 0,240 | 0,250 | 0,04 |
| $C_{Xt/2}$ | Uncertainty linked Hydrostatic pressure correction | 0,036 | 0,040 | 0,07 |
| $C_{Xt/3}$ | Uncertainty linked with perturbing heat exchanges | 0,020 | 0,100 | 0,02 |
| $C_{Xt/4}$ | Uncertainty linked with self-heating correction | 0,050 | 0,030 | 0,01 |
| $C_{Xt/5}$ | Uncertainty linked with bridge linearity | negligible | 0,050 | 0,00 |
| $C_{Xt/6}$ | Uncertainty linked with AC/DC current | negligible | | 0,00 |
| $C_{Xt/7}$ | Uncertainty linked with gas pressure | no effect | 0,040 | 0,10 |
| $X_{0.01\text{ }^\circ\text{C}}$ | Repeatability of readings | 0,030 | | 0,04 |
| | Repeatability of temperature realized by cell | 0,050 | | 0,02 |
| | Short repeatability of calibrated SPRT | 0,050 | | 0,02 |
| $C_{0.01\text{ }^\circ\text{C}/1}$ | Uncertainty linked with purity and isotopic composition | 0,066 | 0,040 | 0,01 |
| $C_{0.01\text{ }^\circ\text{C}/2}$ | Uncertainty linked Hydrostatic pressure correction | 0,002 | 0,002 | 0,01 |
| $C_{0.01\text{ }^\circ\text{C}/3}$ | Uncertainty linked with perturbing heat exchanges | 0,033 | 0,020 | 0,01 |
| $C_{0.01\text{ }^\circ\text{C}/4}$ | Uncertainty linked with self-heating correction | 0,050 | 0,010 | 0,01 |
| $C_{0.01\text{ }^\circ\text{C}/5}$ | Uncertainty linked with bridge linearity | negligible | 0,040 | 0,00 |
| $C_{0.01\text{ }^\circ\text{C}/6}$ | Uncertainty linked with AC/DC current | negligible | | |
| $C_{0.01\text{ }^\circ\text{C}/7}$ | Uncertainty linked with internal insulation leakage | negligible | | |
| $D_{RS/1}$ | Uncertainty linked with stability of RS | negligible | | 0,10 |
| $D_{RS/2}$ | Uncertainty linked with temperature of RS | 0,004 | 0,010 | 0,10 |
| S_{Wt} | Wt scatter | 0,100 | 0,200 | 0,00 |
| Combined uncertainty | | 0,290 | 0,350 | 0,22 |
| Expanded uncertainty | | 0,580 | 0,700 | 0,43 |

Mercury

| Quantity Q_i | Components | Uncertainty contribution | | | | | | |
|-----------------------------|---|------------------------------|--------------|--------------|--------------|-------------|--------------|--------------|
| | | u _i in mK | | | | | | |
| | | Loop 2 SPRT 1283 | | | | | | |
| | | BNM-INM | IMGC | CEM | IPQ | METAS | MIRS/FE-LMK | BEV |
| X _t | Repeatability of readings | 0,010 | 0,006 | 0,010 | 0,009 | 0,01 | 0,020 | 0,006 |
| | repeatability of temperature realized by cells | | | | | | | 0,134 |
| C _{Xt/1} | Uncertainty linked with purity | 0,240 | 0,115 | 0,120 | 0,250 | 0,02 | 0,150 | 0,100 |
| C _{Xt/2} | Uncertainty linked Hydrostatic pressure correction | 0,036 | 0,020 | 0,070 | 0,040 | 0,041 | 0,035 | 0,070 |
| C _{Xt/3} | Uncertainty linked with perturbing heat exchanges | 0,020 | 0,006 | 0,060 | 0,025 | 0,03 | 0,020 | 0,008 |
| C _{Xt/4} | Uncertainty linked with self-heating correction | 0,050 | 0,006 | 0,040 | 0,002 | 0,151 | 0,030 | 0,168 |
| C _{Xt/5} | Uncertainty linked with bridge linearity | negligible | 0,001 | 0,110 | 0,005 | 0,012 | 0,050 | 0,400 |
| C _{Xt/6} | Uncertainty linked with AC/DC current | negligible | 0,001 | 0,020 | | 0,050 | 0,000 | 0,001 |
| C _{Xt/7} | Uncertainty linked with gas pressure | no effect | 0,001 | negligible | | 0,010 | 0,050 | 0,010 |
| X _{0,01 °C} | Repeatability of readings | 0,030 | 0,019 | 0,010 | 0,006 | 0,009 | 0,020 | 0,030 |
| | Repeatability of temperature realized by cell | 0,050 | | negligible | 0,105 | 0,017 | 0,050 | 0,090 |
| | Short repeatability of calibrated SPRT | 0,050 | | 0,040 | 0,083 | 0,018 | 0,080 | 0,050 |
| C _{0,01°C/1} | Uncertainty linked with purity and isotopic composition | 0,066 | | 0,030 | 0,100 | 0,006 | 0,050 | 0,100 |
| C _{0,01°C/2} | Uncertainty linked Hydrostatic pressure correction | 0,002 | | negligible | 0,001 | 0,004 | 0,005 | 0,001 |
| C _{0,01°C/3} | Uncertainty linked with perturbing heat exchanges | 0,033 | | 0,010 | 0,016 | 0,038 | 0,010 | 0,000 |
| C _{0,01°C/4} | Uncertainty linked with self-heating correction | 0,050 | | 0,030 | 0,002 | 0,118 | 0,030 | 0,050 |
| C _{0,01°C/5} | Uncertainty linked with bridge linearity | negligible | 0,100 | 0,006 | 0,014 | 0,050 | 0,000 | |
| C _{0,01°C/6} | Uncertainty linked with AC/DC current | negligible | 0,030 | | 0,05 | 0,000 | 0,100 | |
| C _{0,01°C/7} | Uncertainty linked with internal insulation leakage | negligible | 0,001 | negligible | | 0,006 | 0,000 | 0,100 |
| D _{RS/1} | Uncertainty linked with stability of RS | negligible | | negligible | 0,014 | 0,006 | 0,000 | 0,001 |
| D _{RS/2} | Uncertainty linked with temperature of RS | 0,004 | 0,001 | negligible | 0,001 | 0,029 | 0,005 | 0,000 |
| S _{Wt} | Wt scatter | 0,100 | 0,047 | 0,030 | 0,076 | 0,034 | 0,227 | 0,063 |
| Combined uncertainty | | 0,290 | 0,128 | 0,230 | 0,315 | 0,22 | 0,312 | 0,519 |
| Expanded uncertainty | | 0,580 | 0,255 | 0,460 | 0,629 | 0,44 | 0,623 | 1,038 |

Mercury

| Quantity Q_i | Components | Uncertainty contribution | | | | | |
|-----------------------------|---|------------------------------------|---------|-------|-------|------------|---------|
| | | u _i in mK | | | | | |
| | | Loop 3 Tinsley274686 | | | | | |
| | | BNM-INM | NMI-VSL | MIKES | DTI | SP | SMS/SPI |
| X _t | Repeatability of readings | 0,010 | 0,058 | 0,002 | 0,120 | 0,030 | 0,041 |
| C _{Xt/1} | Uncertainty linked with purity | 0,240 | 0,012 | 0,250 | 0,250 | 0,140 | 0,250 |
| | Uncertainty linked with determination of triple point temperature | | | | 1,480 | | |
| C _{Xt/2} | Uncertainty linked Hydrostatic pressure correction | 0,036 | 0,020 | 0,043 | 0,040 | 0,040 | 0,020 |
| C _{Xt/3} | Uncertainty linked with perturbing heat exchanges | 0,020 | 0,035 | 0,003 | 0,060 | 0,030 | 0,013 |
| C _{Xt/4} | Uncertainty linked with self-heating correction | 0,050 | 0,002 | 0,000 | 0,050 | 0,060 | 0,012 |
| C _{Xt/5} | Uncertainty linked with bridge linearity | negligible | 0,029 | 0,002 | 0,030 | 0,010 | 0,005 |
| C _{Xt/6} | Uncertainty linked with AC/DC current | negligible | 0,022 | 0,015 | | 0,120 | |
| C _{Xt/7} | Uncertainty linked with gas pressure | no effect | 0,004 | | 0,260 | 0,010 | |
| X _{0,01 °C} | Repeatability of readings | 0,030 | | 0,005 | 0,010 | 0,030 | 0,044 |
| | Repeatability of temperature realized by cell | 0,050 | | 0,189 | 0,020 | 0,010 | 0,046 |
| | Short repeatability of calibrated SPRT | 0,050 | 0,025 | 0,104 | 0,020 | 0,230 | 0,014 |
| | uncertainty of correction to EUROMET 549 value | | | 0,096 | | | |
| C _{0,01°C/1} | Uncertainty linked with purity and isotopic composition | 0,066 | 0,030 | 0,100 | 0,010 | 0,060 | 0,084 |
| C _{0,01°C/2} | Uncertainty linked Hydrostatic pressure correction | 0,002 | 0,002 | 0,001 | 0,040 | 0,010 | 0,001 |
| C _{0,01°C/3} | Uncertainty linked with perturbing heat exchanges | 0,033 | 0,008 | 0,023 | 0,010 | 0,030 | 0,010 |
| C _{0,01°C/4} | Uncertainty linked with self-heating correction | 0,050 | 0,002 | 0,026 | 0,050 | 0,060 | 0,010 |
| C _{0,01°C/5} | Uncertainty linked with bridge linearity | negligible | 0,024 | 0,003 | 0,030 | 0,010 | 0,004 |
| C _{0,01°C/6} | Uncertainty linked with AC/DC current | negligible | | 0,021 | | 0,060 | |
| C _{0,01°C/7} | Uncertainty linked with internal insulation leakage | negligible | | 0,003 | 0,010 | | 0,013 |
| D _{RS/1} | Uncertainty linked with stability of RS | negligible | 0,021 | 0,095 | 0,030 | negligible | |
| D _{RS/2} | Uncertainty linked with temperature of RS | 0,004 | | 0,002 | 0,050 | 0,230 | 0,006 |
| S _{Wt} | Wt scatter | 0,100 | 0,110 | 0,033 | 0,020 | 0,010 | 0,025 |
| Combined uncertainty | | 0,290 | 0,146 | 0,377 | 1,540 | 0,400 | 0,278 |
| Expanded uncertainty | | 0,580 | 0,292 | 0,753 | 3,080 | 0,800 | 0,556 |

Mercury

| Quantity Q_i | Components | Uncertainty contribution | | | | | |
|------------------------------------|---|--------------------------|----------------|-------|-------|----------|-------|
| | | ui in mK | | | | | |
| | | Loop 4 YSI 4807 | | | | | |
| | | BNM-INM | PTB | GUM | CMI | INM (Ro) | UME |
| X_t | Repeatability of readings | 0,010 | see Wt scatter | 0,008 | | 0,002 | 0,020 |
| $C_{x/t/1}$ | Uncertainty linked with purity | 0,240 | 0,060 | 0,325 | 0,250 | 0,346 | 0,250 |
| $C_{x/t/2}$ | Uncertainty linked Hydrostatic pressure correction | 0,036 | 0,036 | 0,041 | 0,014 | 0,021 | 0,036 |
| $C_{x/t/3}$ | Uncertainty linked with perturbing heat exchanges | 0,020 | 0,020 | 0,049 | 0,100 | 0,130 | 0,010 |
| $C_{x/t/4}$ | Uncertainty linked with self-heating correction | 0,050 | 0,039 | 0,031 | 0,050 | 0,030 | 0,050 |
| $C_{x/t/5}$ | Uncertainty linked with bridge linearity | negligible | 0,024 | 0,020 | 0,025 | 0,082 | 0,004 |
| $C_{x/t/6}$ | Uncertainty linked with AC/DC current | negligible | | | | 0,010 | 0,070 |
| $C_{x/t/7}$ | Uncertainty linked with gas pressure | no effect | 0,032 | 0,010 | 0,020 | 0,000 | |
| $X_{0,01\text{ }^\circ\text{C}}$ | Repeatability of readings | 0,030 | see Wt scatter | 0,024 | | 0,052 | 0,030 |
| | Repeatability of temperature realized by cell | 0,050 | see Wt scatter | 0,029 | | | 0,040 |
| | Short repeatability of calibrated SPRT | 0,050 | see Wt scatter | 0,030 | | | 0,015 |
| $C_{0,01\text{ }^\circ\text{C}/1}$ | Uncertainty linked with purity and isotopic composition | 0,066 | 0,034 | 0,051 | 0,050 | 0,100 | 0,070 |
| $C_{0,01\text{ }^\circ\text{C}/2}$ | Uncertainty linked Hydrostatic pressure correction | 0,002 | 0,001 | 0,004 | 0,002 | 0,006 | 0,004 |
| $C_{0,01\text{ }^\circ\text{C}/3}$ | Uncertainty linked with perturbing heat exchanges | 0,033 | 0,008 | 0,007 | 0,020 | 0,008 | 0,022 |
| $C_{0,01\text{ }^\circ\text{C}/4}$ | Uncertainty linked with self-heating correction | 0,050 | 0,034 | 0,037 | 0,040 | 0,008 | 0,040 |
| $C_{0,01\text{ }^\circ\text{C}/5}$ | Uncertainty linked with bridge linearity | negligible | 0,021 | 0,007 | 0,040 | 0,069 | 0,005 |
| $C_{0,01\text{ }^\circ\text{C}/6}$ | Uncertainty linked with AC/DC current | negligible | | | | 0,008 | 0,040 |
| $C_{0,01\text{ }^\circ\text{C}/7}$ | Uncertainty linked with internal insulation leakage | negligible | 0,008 | | | 0,002 | |
| $D_{RS/1}$ | Uncertainty linked with stability of RS | negligible | 0,012 | 0,002 | 0,051 | | 0,010 |
| $D_{RS/2}$ | Uncertainty linked with temperature of RS | 0,004 | 0,012 | 0,002 | 0,100 | 0,013 | 0,100 |
| S_{Wt} | Wt scatter | 0,100 | 0,086 | 0,036 | 0,095 | 0,030 | 0,115 |
| Combined uncertainty | | 0,290 | 0,138 | 0,345 | 0,322 | 0,400 | 0,326 |
| Expanded uncertainty | | 0,580 | 0,276 | 0,690 | 0,645 | 0,800 | 0,652 |

Mercury

| Quantity Q_i | Components | Uncertainty contribution | | | | | |
|------------------------------------|---|----------------------------------|---------------|--------------|--------------|--------------|---------------|
| | | ui in mK | | | | | |
| | | Loop 5 SPRT 269586 | | | | | |
| | | BNM- | NPL | JV | EIM | SMD | NML |
| X_t | Repeatability of readings | 0,010 | 0,018 | 0,0001 | 0,006 | 0,002 | 0,097 |
| $C_{Xt/1}$ | Uncertainty linked with purity | 0,240 | 0,115 | 0,250 | 0,250 | 0,250 | 0,250 |
| $C_{Xt/2}$ | Uncertainty linked Hydrostatic pressure correction | 0,036 | 0,020 | 0,102 | 0,020 | 0,026 | 0,020 |
| $C_{Xt/3}$ | Uncertainty linked with perturbing heat exchanges | 0,020 | 0,029 | 0,284 | 0,004 | 0,016 | 0,029 |
| $C_{Xt/4}$ | Uncertainty linked with self-heating correction | 0,050 | 0,006 | 0,048 | 0,009 | 0,022 | 0,021 |
| $C_{Xt/5}$ | Uncertainty linked with bridge linearity | negligible | 0,029 | 0,001 | 0,003 | 0,020 | 0,012 |
| $C_{Xt/6}$ | Uncertainty linked with AC/DC current | negligible | not estimated | 0,012 | | neg. | not estimated |
| $C_{Xt/7}$ | Uncertainty linked with gas pressure | no effect | not estimated | | 0,010 | 0,010 | 0,006 |
| $X_{0.01\text{ }^\circ\text{C}}$ | Repeatability of readings | 0,030 | 0,013 | | 0,002 | 0,002 | 0,046 |
| | Repeatability of temperature realized by cell | 0,050 | 0,046 | 0,089 | 0,049 | 0,037 | 0,183 |
| | Short repeatability of calibrated SPRT | 0,050 | 0,050 | 0,024 | 0,063 | 0,029 | 0,030 |
| $C_{0.01\text{ }^\circ\text{C}/1}$ | Uncertainty linked with purity and isotopic composition | 0,066 | 0,095 | 0,000 | 0,099 | 0,100 | 0,048 |
| $C_{0.01\text{ }^\circ\text{C}/2}$ | Uncertainty linked Hydrostatic pressure correction | 0,002 | 0,002 | 0,011 | 0,002 | 0,002 | 0,001 |
| $C_{0.01\text{ }^\circ\text{C}/3}$ | Uncertainty linked with perturbing heat exchanges | 0,033 | 0,010 | 0,017 | 0,002 | 0,003 | 0,004 |
| $C_{0.01\text{ }^\circ\text{C}/4}$ | Uncertainty linked with self-heating correction | 0,050 | 0,005 | 0,005 | 0,002 | 0,002 | 0,010 |
| $C_{0.01\text{ }^\circ\text{C}/5}$ | Uncertainty linked with bridge linearity | negligible | 0,024 | 0,001 | 0,001 | 0,015 | 0,012 |
| $C_{0.01\text{ }^\circ\text{C}/6}$ | Uncertainty linked with AC/DC current | negligible | not estimated | 0,012 | | neg. | not estimated |
| $C_{0.01\text{ }^\circ\text{C}/7}$ | Uncertainty linked with internal insulation leakage | negligible | not estimated | | 0,007 | neg. | not estimated |
| $C_{0.01\text{ }^\circ\text{C}/8}$ | Uncertainty linked with gas pressure | | | | | 0,020 | |
| $D_{RS/1}$ | Uncertainty linked with stability of RS | negligible | | | 0,003 | neg. | 0,029 |
| $D_{RS/2}$ | Uncertainty linked with temperature of RS | 0,004 | 0,005 | 0,001 | 0,025 | neg. | 0,001 |
| S_{Wt} | Wt scatter | 0,100 | 0,025 | 0,086 | 0,010 | 0,015 | 0,049 |
| Combined uncertainty | | 0,290 | 0,176 | 0,415 | 0,283 | 0,278 | 0,341 |
| Expanded uncertainty | | 0,580 | 0,352 | 0,830 | 0,566 | 0,556 | 0,682 |

C5. Triple point of Argon

| Quantity Q_i | Components | Uncertainty contribution | | | | | |
|------------------------------------|---|------------------------------|-------|------------|------------|-------|-------------|
| | | ui in mK | | | | | |
| | | Loop 2 SPRT 1283 | | | | | |
| | | BNM-INM | IMGC | CEM | IPQ | METAS | MIRS/FE-LMK |
| X_t | Repeatability of readings | 0,030 | 0,006 | 0,180 | 0,005 | 0,010 | 0,040 |
| $C_{Xt/1}$ | Uncertainty linked with purity | 0,200 | 0,028 | 0,300 | 0,300 | 0,290 | 0,200 |
| $C_{Xt/2}$ | Uncertainty linked Hydrostatic pressure correction | 0,017 | 0,006 | 0,030 | 0,019 | 0,019 | 0,017 |
| $C_{Xt/3}$ | Uncertainty linked with perturbing heat exchanges | 0,160 | 0,115 | 0,140 | 0,081 | 0,200 | 0,150 |
| $C_{Xt/4}$ | Uncertainty linked with self-heating correction | 0,050 | 0,004 | 0,030 | 0,001 | 0,087 | 0,030 |
| $C_{Xt/5}$ | Uncertainty linked with bridge linearity | negligible | 0,001 | 0,110 | 0,001 | 0,030 | 0,050 |
| $C_{Xt/6}$ | Uncertainty linked with AC/DC current | negligible | 0,001 | 0,090 | | 0,100 | 0,000 |
| $C_{Xt/7}$ | Uncertainty linked with gas pressure | no effect | 0,003 | 0,010 | | | 0,073 |
| $X_{0,01\text{ }^\circ\text{C}}$ | Repeatability of readings | 0,030 | 0,005 | negligible | 0,007 | 0,009 | 0,020 |
| | Repeatability of temperature realized by cell | 0,050 | | negligible | 0,105 | 0,017 | 0,050 |
| | Short repeatability of calibrated SPRT | 0,050 | | 0,010 | 0,229 | 0,059 | 0,080 |
| $C_{0,01\text{ }^\circ\text{C}/1}$ | Uncertainty linked with purity and isotopic composition | 0,066 | | 0,010 | 0,100 | 0,006 | 0,050 |
| $C_{0,01\text{ }^\circ\text{C}/2}$ | Uncertainty linked Hydrostatic pressure correction | 0,002 | | negligible | 0,001 | 0,004 | 0,005 |
| $C_{0,01\text{ }^\circ\text{C}/3}$ | Uncertainty linked with perturbing heat exchanges | 0,033 | | negligible | 0,016 | 0,038 | 0,010 |
| $C_{0,01\text{ }^\circ\text{C}/4}$ | Uncertainty linked with self-heating correction | 0,050 | | 0,010 | 0,005 | 0,110 | 0,030 |
| $C_{0,01\text{ }^\circ\text{C}/5}$ | Uncertainty linked with bridge linearity | negligible | | 0,020 | 0,006 | 0,014 | 0,050 |
| $C_{0,01\text{ }^\circ\text{C}/6}$ | Uncertainty linked with AC/DC current | negligible | | 0,010 | | 0,050 | 0,000 |
| $C_{0,01\text{ }^\circ\text{C}/7}$ | Uncertainty linked with internal insulation leakage | negligible | | 0,001 | negligible | | 0,006 |
| $D_{RS/1}$ | Uncertainty linked with stability of RS | negligible | | negligible | 0,006 | 0,006 | 0,000 |
| $D_{RS/2}$ | Uncertainty linked with temperature of RS | 0,001 | 0,001 | negligible | 0,000 | 0,029 | 0,005 |
| S_{Wt} | Wt scatter | 0,100 | 0,196 | 0,230 | 0,045 | 0,136 | 0,294 |
| Combined uncertainty | | 0,340 | 0,229 | 0,470 | 0,416 | 0,427 | 0,419 |
| Expanded uncertainty | | 0,680 | 0,458 | 0,940 | 0,884 | 0,854 | 0,837 |

Argon

| Quantity Q_i | Components | Uncertainty contribution | | | | | |
|------------------------------------|---|------------------------------------|---------|-------|-----|------------|---------|
| | | ui in mK | | | | | |
| | | Loop 3 Tinsley274686 | | | | | |
| | | BNM-INM | NMI-VSL | MIKES | DTI | SP | SMS/SPI |
| X_t | Repeatability of readings | 0,030 | 0,144 | 0,002 | | 0,030 | |
| $C_{Xt/1}$ | Uncertainty linked with purity | 0,200 | 0,032 | 0,300 | | 0,170 | |
| $C_{Xt/2}$ | Uncertainty linked Hydrostatic pressure correction | 0,017 | 0,019 | 0,020 | | 0,060 | |
| $C_{Xt/3}$ | Uncertainty linked with perturbing heat exchanges | 0,160 | 0,017 | 0,093 | | 0,290 | |
| $C_{Xt/4}$ | Uncertainty linked with self-heating correction | 0,050 | 0,004 | 0,009 | | 0,060 | |
| $C_{Xt/5}$ | Uncertainty linked with bridge linearity | negligible | 0,012 | 0,001 | | 0,010 | |
| $C_{Xt/6}$ | Uncertainty linked with AC/DC current | negligible | 0,022 | 0,025 | | 0,120 | |
| $C_{Xt/7}$ | Uncertainty linked with gas pressure | no effect | | | | | |
| $X_{0,01\text{ }^\circ\text{C}}$ | Repeatability of readings | 0,030 | | 0,005 | | 0,030 | |
| | Repeatability of temperature realized by cell | 0,050 | | 0,189 | | 0,010 | |
| | Short repeatability of calibrated SPRT | 0,050 | 0,060 | 0,007 | | 0,120 | |
| | uncertainty of correction to EUROMET 549 value | | | 0,096 | | | |
| $C_{0,01\text{ }^\circ\text{C}/1}$ | Uncertainty linked with purity and isotopic composition | 0,066 | 0,008 | 0,100 | | 0,060 | |
| $C_{0,01\text{ }^\circ\text{C}/2}$ | Uncertainty linked Hydrostatic pressure correction | 0,002 | 0,000 | 0,001 | | 0,010 | |
| $C_{0,01\text{ }^\circ\text{C}/3}$ | Uncertainty linked with perturbing heat exchanges | 0,033 | 0,002 | 0,325 | | 0,030 | |
| $C_{0,01\text{ }^\circ\text{C}/4}$ | Uncertainty linked with self-heating correction | 0,050 | 0,000 | 0,025 | | 0,060 | |
| $C_{0,01\text{ }^\circ\text{C}/5}$ | Uncertainty linked with bridge linearity | negligible | 0,006 | 0,003 | | 0,010 | |
| $C_{0,01\text{ }^\circ\text{C}/6}$ | Uncertainty linked with AC/DC current | negligible | | 0,021 | | 0,060 | |
| $C_{0,01\text{ }^\circ\text{C}/7}$ | Uncertainty linked with internal insulation leakage | negligible | | 0,003 | | | |
| $D_{RS/1}$ | Uncertainty linked with stability of RS | negligible | | 0,095 | | negligible | |
| $D_{RS/2}$ | Uncertainty linked with temperature of RS | 0,001 | 0,005 | 0,000 | | 0,120 | |
| S_{Wt} | Wt scatter | 0,100 | 0,010 | 0,095 | | 0,080 | |
| Combined uncertainty | | 0,340 | 0,153 | 0,529 | | 0,425 | |
| Expanded uncertainty | | 0,680 | 0,306 | 1,057 | | 0,850 | |

Argon

| Quantity Q_i | Components | Uncertainty contribution | | | | | |
|------------------------------------|---|--------------------------|----------------|-------|-----|----------|-------|
| | | ui in mK | | | | | |
| | | Loop 4 YSI 4807 | | | | | |
| | | BNM-INM | PTB | GUM | CMI | INM (Ro) | UME |
| X_t | Repeatability of readings | 0,030 | see Wt scatter | 0,043 | | 0,003 | 0,030 |
| $C_{Xt/1}$ | Uncertainty linked with purity | 0,200 | 0,200 | 0,420 | | 0,120 | 0,300 |
| $C_{Xt/2}$ | Uncertainty linked Hydrostatic pressure correction | 0,017 | 0,033 | 0,019 | | 0,050 | 0,040 |
| $C_{Xt/3}$ | Uncertainty linked with perturbing heat exchanges | 0,160 | 0,100 | 0,129 | | 0,320 | 0,098 |
| $C_{Xt/4}$ | Uncertainty linked with self-heating correction | 0,050 | 0,018 | 0,040 | | 0,040 | 0,050 |
| $C_{Xt/5}$ | Uncertainty linked with bridge linearity | negligible | 0,009 | 0,027 | | 0,076 | 0,001 |
| $C_{Xt/6}$ | Uncertainty linked with AC/DC current | negligible | | | | 0,009 | 0,090 |
| $C_{Xt/7}$ | Uncertainty linked with gas pressure | no effect | | | | 0,000 | |
| $X_{0.01\text{ }^\circ\text{C}}$ | Repeatability of readings | 0,030 | see Wt scatter | 0,006 | | 0,008 | 0,020 |
| | Repeatability of temperature realized by cell | 0,050 | see Wt scatter | 0,010 | | | 0,050 |
| | Short repeatability of calibrated SPRT | 0,050 | see Wt scatter | 0,008 | | | 0,017 |
| $C_{0.01\text{ }^\circ\text{C}/1}$ | Uncertainty linked with purity and isotopic composition | 0,066 | 0,009 | 0,013 | | 0,100 | 0,070 |
| $C_{0.01\text{ }^\circ\text{C}/2}$ | Uncertainty linked Hydrostatic pressure correction | 0,002 | | 0,001 | | 0,006 | 0,004 |
| $C_{0.01\text{ }^\circ\text{C}/3}$ | Uncertainty linked with perturbing heat exchanges | 0,033 | 0,002 | 0,002 | | 0,002 | 0,022 |
| $C_{0.01\text{ }^\circ\text{C}/4}$ | Uncertainty linked with self-heating correction | 0,050 | 0,009 | 0,009 | | 0,002 | 0,040 |
| $C_{0.01\text{ }^\circ\text{C}/5}$ | Uncertainty linked with bridge linearity | negligible | 0,005 | 0,003 | | 0,016 | 0,005 |
| $C_{0.01\text{ }^\circ\text{C}/6}$ | Uncertainty linked with AC/DC current | negligible | | | | 0,002 | 0,029 |
| $C_{0.01\text{ }^\circ\text{C}/7}$ | Uncertainty linked with internal insulation leakage | negligible | 0,002 | | | 0,001 | |
| $D_{RS/1}$ | Uncertainty linked with stability of RS | negligible | 0,012 | | | | 0,010 |
| $D_{RS/2}$ | Uncertainty linked with temperature of RS | 0,001 | 0,012 | 0,001 | | 0,003 | 0,100 |
| S_{Wt} | Wt scatter | 0,100 | 0,248 | 0,052 | | 0,154 | 0,145 |
| Combined uncertainty | | 0,340 | 0,337 | 0,448 | | 0,400 | 0,394 |
| Expanded uncertainty | | 0,680 | 0,674 | 0,896 | | 0,800 | 0,787 |

Argon

| Quantity Q_i | Components | Uncertainty contribution | | | | | |
|------------------------------------|---|----------------------------------|----------------|--------------|-----|--------------|-----|
| | | ui in mK | | | | | |
| | | Loop 5 SPRT 269586 | | | EIM | SMD | NML |
| | | BNM-INM | NPL | JV | | | |
| X_t | Repeatability of readings | 0,030 | 0,026 | 0,0001 | | 0,002 | |
| $C_{Xt/1}$ | Uncertainty linked with purity | 0,200 | 0,058 | 0,300 | | 0,300 | |
| $C_{Xt/2}$ | Uncertainty linked Hydrostatic pressure correction | 0,017 | 0,028 | 0,048 | | 0,012 | |
| $C_{Xt/3}$ | Uncertainty linked with perturbing heat exchanges | 0,160 | 0,058 | 0,264 | | 0,139 | |
| $C_{Xt/4}$ | Uncertainty linked with self-heating correction | 0,050 | 0,004 | 0,061 | | 0,044 | |
| $C_{Xt/5}$ | Uncertainty linked with bridge linearity | negligible | 0,027 | | | 0,010 | |
| $C_{Xt/6}$ | Uncertainty linked with AC/DC current | negligible | not estimated | 0,003 | | neg. | |
| $C_{Xt/7}$ | Uncertainty linked with gas pressure | no effect | not applicable | | | | |
| $X_{0,01\text{ }^\circ\text{C}}$ | Repeatability of readings | 0,030 | 0,004 | | | | |
| | Repeatability of temperature realized by cell | 0,050 | 0,012 | 0,021 | | 0,009 | |
| | Short repeatability of calibrated SPRT | 0,050 | 0,005 | 0,006 | | 0,007 | |
| $C_{0,01\text{ }^\circ\text{C}/1}$ | Uncertainty linked with purity and isotopic composition | 0,066 | 0,023 | | | 0,100 | |
| $C_{0,01\text{ }^\circ\text{C}/2}$ | Uncertainty linked Hydrostatic pressure correction | 0,002 | | 0,011 | | 0,001 | |
| $C_{0,01\text{ }^\circ\text{C}/3}$ | Uncertainty linked with perturbing heat exchanges | 0,033 | 0,002 | 0,004 | | 0,001 | |
| $C_{0,01\text{ }^\circ\text{C}/4}$ | Uncertainty linked with self-heating correction | 0,050 | 0,001 | 0,001 | | | |
| $C_{0,01\text{ }^\circ\text{C}/5}$ | Uncertainty linked with bridge linearity | negligible | 0,006 | | | 0,015 | |
| $C_{0,01\text{ }^\circ\text{C}/6}$ | Uncertainty linked with AC/DC current | negligible | not estimated | 0,003 | | neg. | |
| $C_{0,01\text{ }^\circ\text{C}/7}$ | Uncertainty linked with internal insulation leakage | negligible | not estimated | | | neg. | |
| $C_{0,01\text{ }^\circ\text{C}/8}$ | Uncertainty linked with gas pressure | | | | | 0,020 | |
| $D_{RS/1}$ | Uncertainty linked with stability of RS | negligible | | | | neg. | |
| $D_{RS/2}$ | Uncertainty linked with temperature of RS | 0,001 | 0,001 | | | neg. | |
| S_{Wt} | Wt scatter | 0,100 | 0,024 | 0,113 | | 0,147 | |
| Combined uncertainty | | 0,340 | 0,101 | 0,423 | | 0,379 | |
| Expanded uncertainty | | 0,680 | 0,202 | 0,846 | | 0,758 | |