

FOREWORD FROM THE BIPM DIRECTOR

I am pleased to present a set of core data to provide a brief overview of the BIPM during 2014. Further details are available in the Director's Report, CIPM Minutes and the financial *Rapport Annuel*, all of which are available from the website.

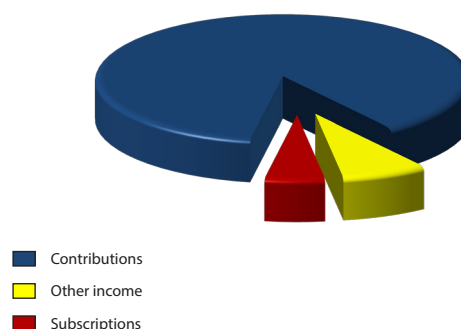
This is part of our ongoing initiative to provide more accessible and timely information about the BIPM.

Dr Martin Milton

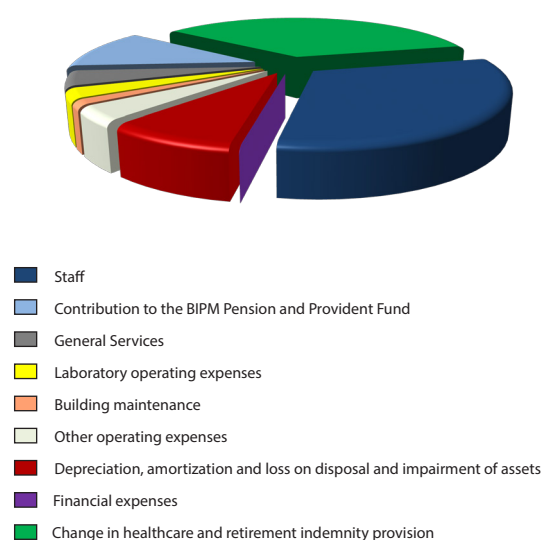
Highlights from 2014

- Five resolutions were agreed at the 25th CGPM meeting, including Resolution 1 on the 'Revision of the SI'
- A roadmap was endorsed by the CCU and CCM that indicates the steps needed to achieve the revision of the SI in 2018
- Phase I of the extraordinary campaign of measurements with the IPK was completed
- The new election procedure for the CIPM was successfully implemented
- A thorough review of the effectiveness and efficiency of the CIPM MRA has been initiated
- A new NMR facility was opened as a result of a collaborative agreement with the NMIJ/AIST
- New ozone absorption cross-section measurements found that historically reported ozone concentrations should be increased by 1.8 %
- A new algorithm for the regular calculation of UTC was implemented

2014 Revenue



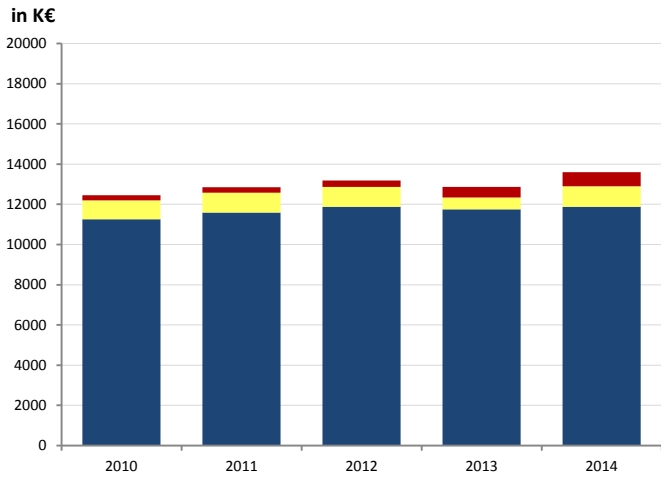
2014 Expenses



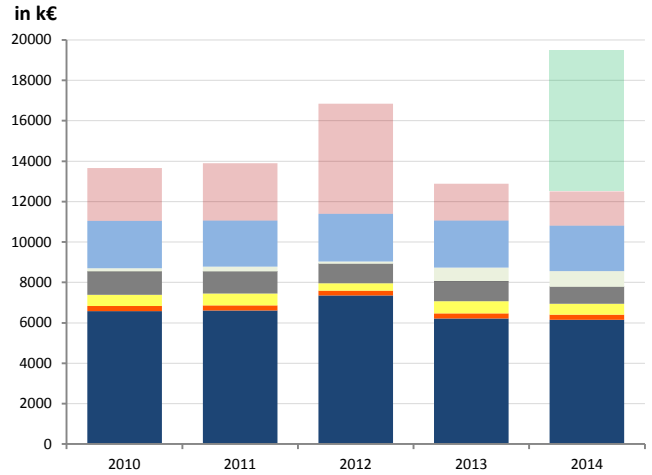
Key financial data (in K€)	2013	2014
Revenue	12 872	13 596
Expenses	12 677	19 473
Net result	195	(5 877)
Corrected EBITDA	2 265	2 795

Finance

Revenue



Expenses



in k€	2010	2011	2012	2013	2014
Contributions*	11 251	11 590	11 875	11 744	11 885
Subscriptions**	261	271	320	530	702
Other income	939	986	998	598	1 009
Total	12 451	12 847	13 193	12 872	13 596

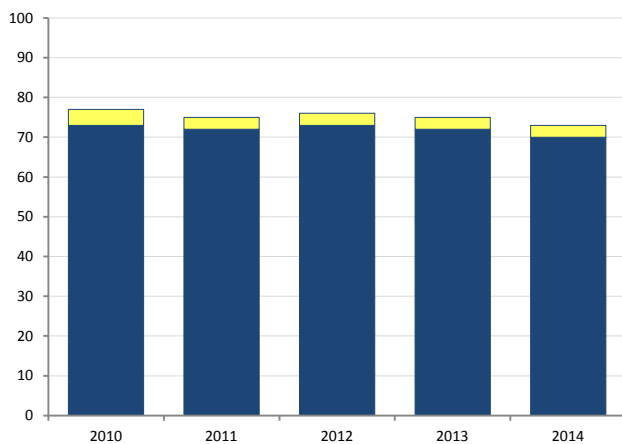
in k€	2010	2011	2012	2013	2014
Staff	6 572	6 611	7 358	6 208	6 145
Change in healthcare and retirement indemnity provision	0	0	0	(213)	6961
Contribution to the BIPM Pension and Provident Fund	2 338	2 270	2 369	2 329	2 251
General Services	1 117	1 092	958	987	844
Laboratory operating expenses	558	574	372	595	540
Building maintenance	262	260	235	261	258
Other operating expenses	163	240	103	653	763
Depreciation, amortization and loss on disposal and impairment of assets	2 612	2 851	5 444	1 833	1 708
Financial expenses	32	8	8	24	3
Total	13 654	13 906	16 847	12 677	19 473

For detailed information on Finance, please refer to the Financial Statements and the notes included in the *Rapport annuel aux Gouvernements des Hautes Parties Contractantes* available on the BIPM website

*Contributions from Member States

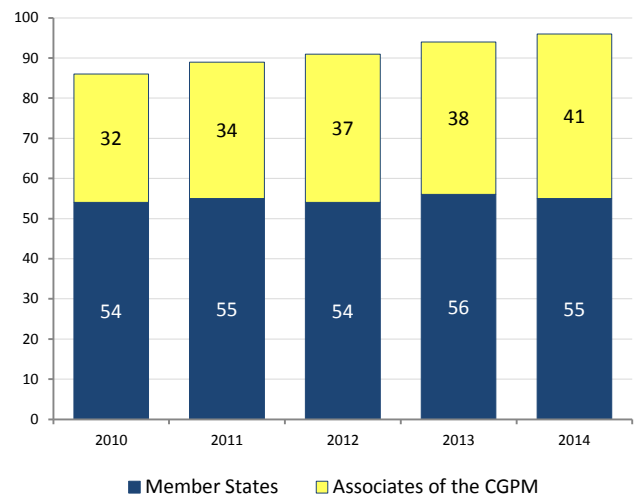
**Subscriptions from Associates of the CGPM

Staff at 31st December



	2010	2011	2012	2013	2014
Indefinite-term staff	73	72	73	72	70
Fixed-term staff	4	3	3	3	3

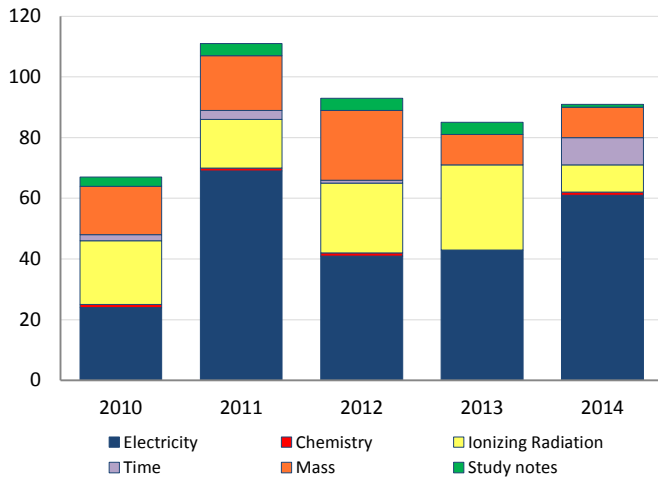
Member States and Associates of the CGPM at 31st December



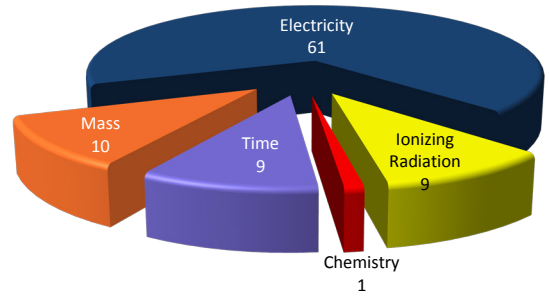
The 2014 figure for Member States corrects for the exclusion of the Dominican Republic at the end of the year.

BIPM Calibrations and Study Notes

2010-2014

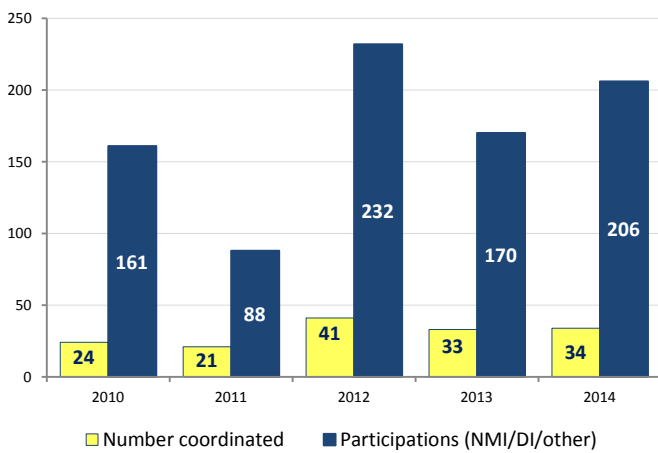


2014 - Breakdown by Department

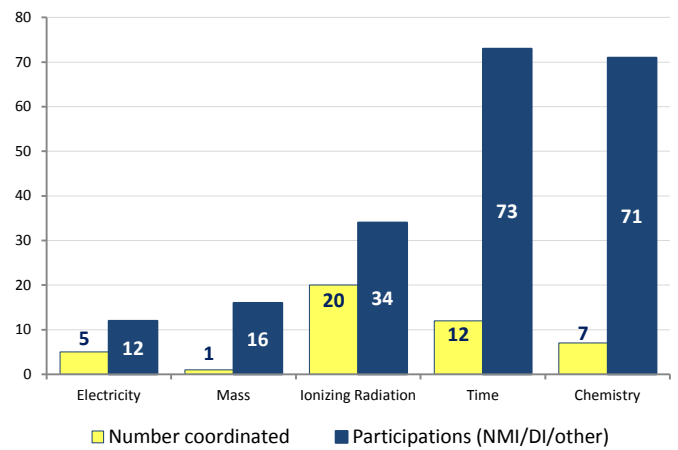


Comparisons coordinated by the BIPM

2010-2014

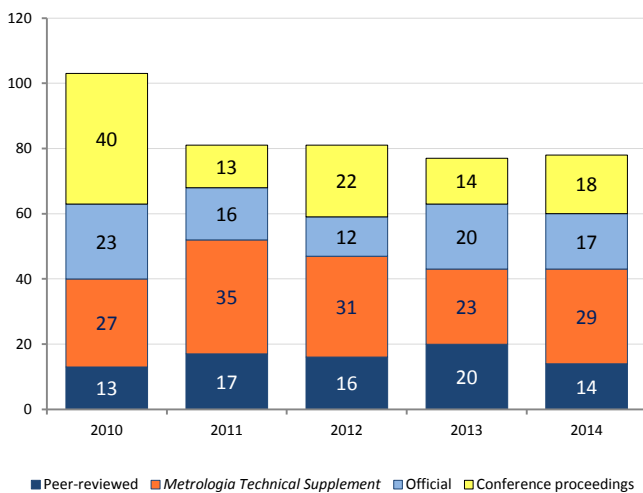


2014 - Breakdown by Department

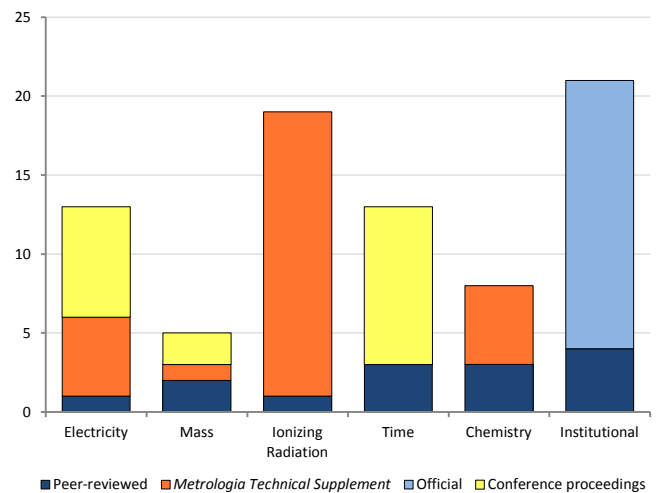


BIPM Publications

2010-2014

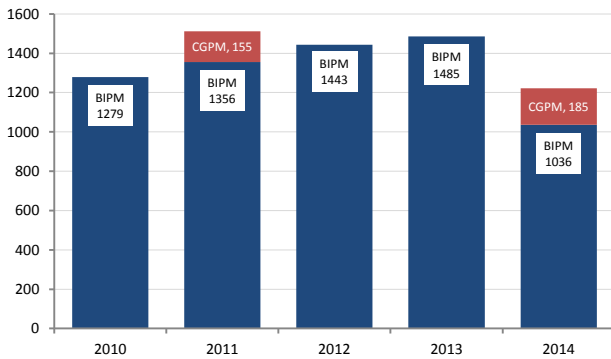


2014 - Breakdown by Department

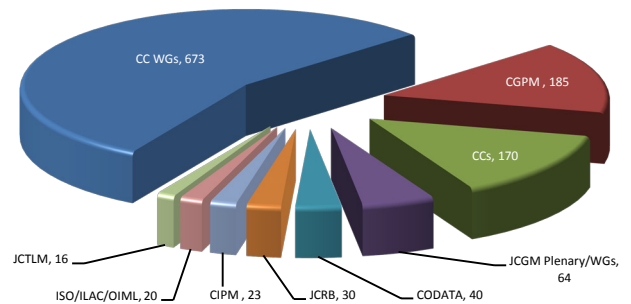


Meetings hosted at the BIPM

Attendance

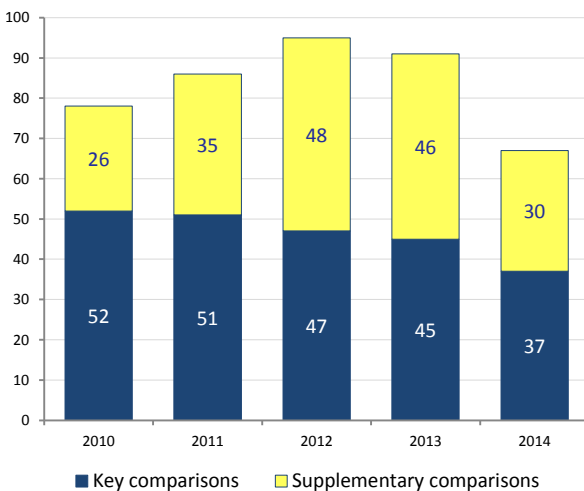


Attendance 2014

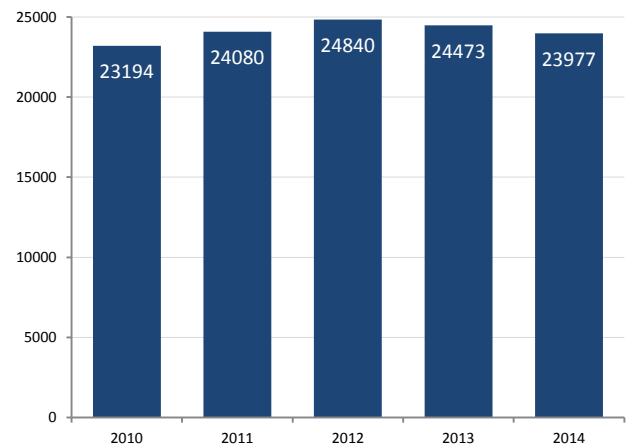


International Comparability - Data from the KCDB

Number of new comparisons registered in the KCDB



Total number of CMCs registered at 31st December



The mission of the BIPM is to ensure and promote the global comparability of measurements, including providing a coherent international system of units for:

- Scientific discovery and innovation,
- Industrial manufacturing and international trade,
- Sustaining quality of life and the global environment.

Reproduction Service

30, Boulevard Verd de Saint-Julien
92190 Meudon