

FOREWORD FROM THE BIPM DIRECTOR

I am pleased to present a set of core data to provide a brief overview of the BIPM during 2012. Further details are available in the Director's Report, CIPM Minutes and the financial *Rapport Annuel*.

This is part of our wider initiative to provide more accessible and timely information about the BIPM.

Dr Martin Milton



Progress continues apace in 2013

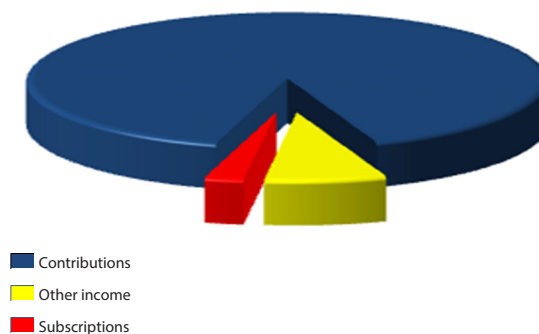
- Rapid UTC has successfully completed a one year trial period and launch as an official product is imminent
- CIPM Consultative Committees have delivered rolling strategy documents underpinning the development of the BIPM strategy and of future BIPM work programmes
- World Metrology Day 2013 was the most successful ever with posters in 17 languages and with events organized in 29 countries
- Reporting to Member States and Associates has been consolidated and shortened with early online availability

Highlights from 2012

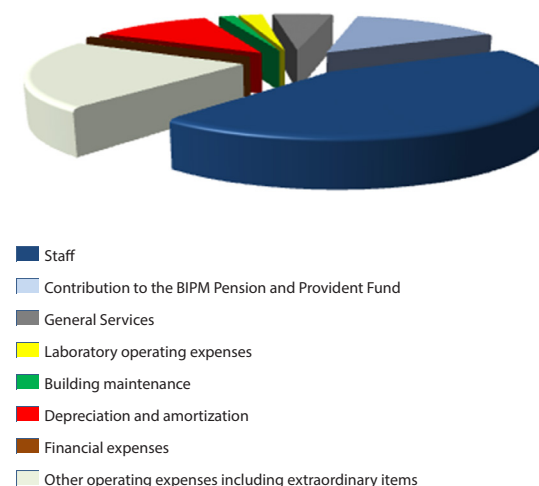
- 25 years of uninterrupted publication of BIPM *Circular T*, giving traceability to the SI second
- 92 BIPM calibration reports and study notes issued to NMIs in 25 countries
- 35 comparisons coordinated by the BIPM with 232 NMI/DI participations
- *BIPM e-News* launched

In 2012 our income and expenditure on ongoing activities were close to balanced. We have started the development of our fully-designed watt balance and have written off the experimental prototype equipment. We have also taken advantage of the experience from developing some new software in the Time Department to revalue our older Time software. These two items have given us a one-off extraordinary loss of 3 654 k€ for 2012.

Revenue



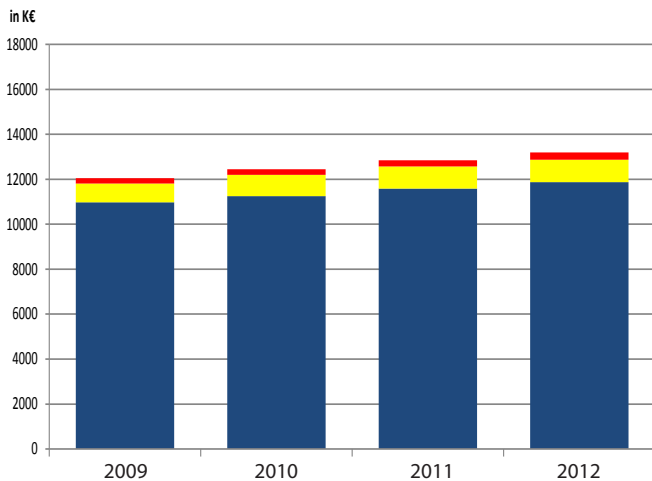
Expenses



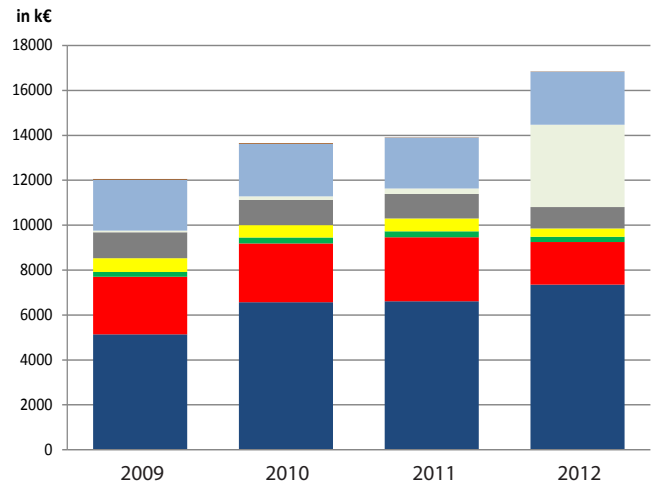
in k€	2012
Revenue	13 193
Expenses	13 290
Result for year before extraordinary items	-97
Extraordinary items	-3 557
Net result	-3 654

Finance

Revenue



Expenses



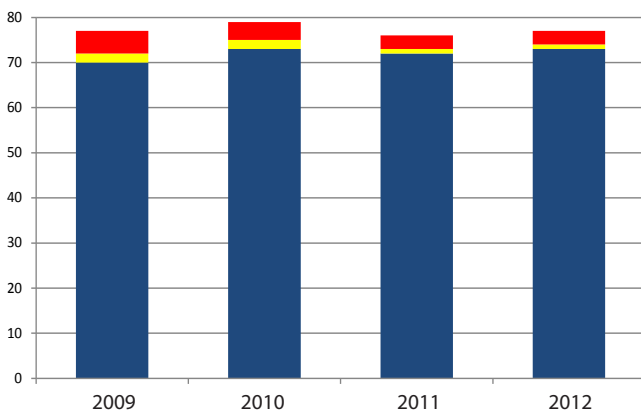
in k€	2009	2010	2011	2012
Contributions*	10 977	11 251	11 590	11 875
Subscriptions**	235	261	271	320
Other income	829	939	986	998
Total	12 041	12 451	12 847	13 193

in k€	2009	2010	2011	2012
Staff	5 137	6 572	6 611	7 358
Contribution to the BIPM Pension and Provident Fund	2 267	2 338	2 270	2 369
General Services	1 163	1 117	1 092	958
Laboratory operating expenses	610	558	574	372
Building maintenance	209	262	260	235
Depreciation and amortization	2 569	2 612	2 851	1 887
Financial expenses	31	32	8	8
Other operating expenses	66	163	240	3 660
Total	12 052	13 654	13 906	16 847

*Contributions from Member States

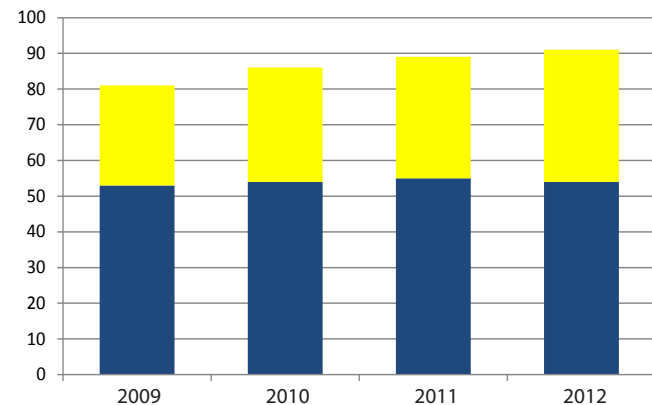
**Subscriptions from Associates of the CGPM

Staff



at 31 December	2009	2010	2011	2012
Staff members under indefinite-term appointment	70	73	72	73
Staff members under fixed-term appointment	5	4	3	3
Staff seconded to the BIPM	2	2	1	1

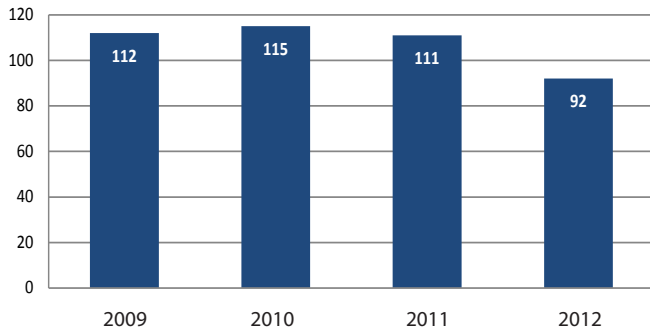
Member States and Associates of the CGPM



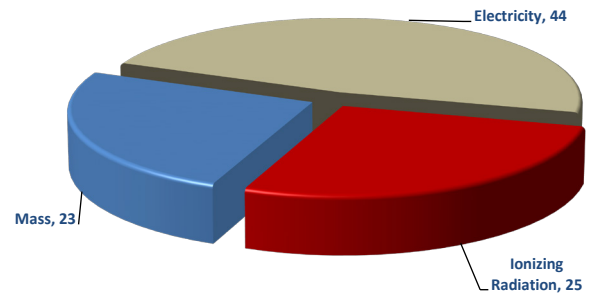
	2009	2010	2011	2012
Number of Member States at 31 December	53	54	55	54
Number of Associates of the CGPM at 31 December	28	32	34	37

BIPM Calibrations and Study Notes

2009-2012

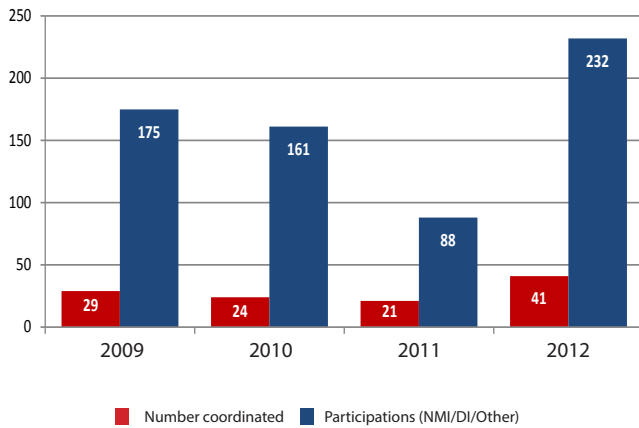


2012 - Breakdown by Department

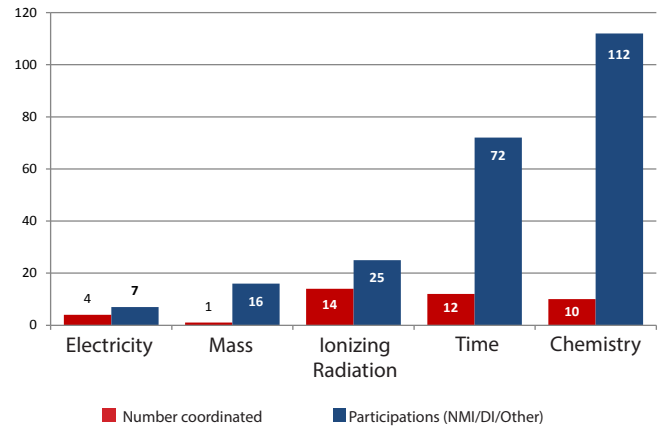


Comparisons coordinated by the BIPM

2009-2012

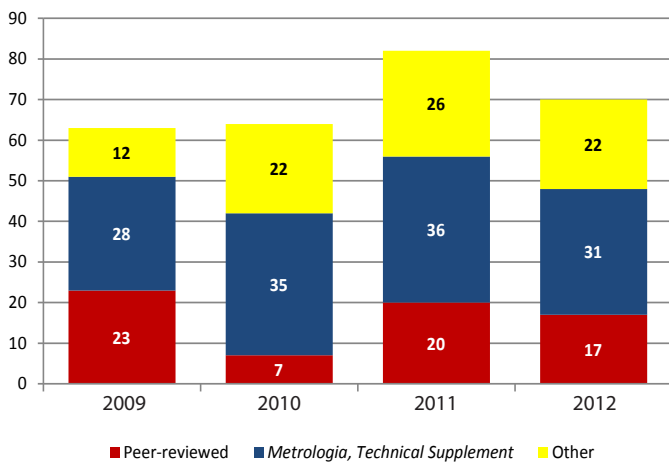


2012 - Breakdown by Department

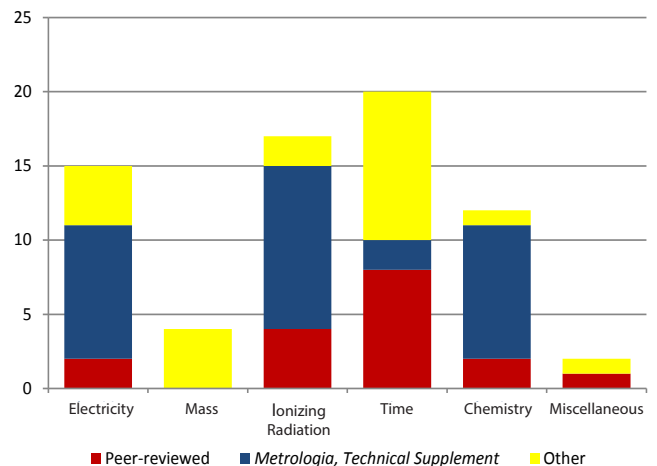


BIPM publications

2009-2012

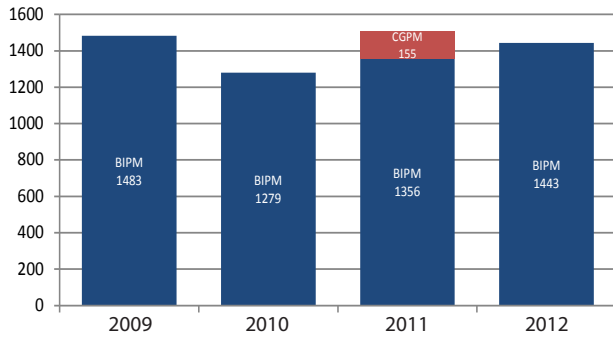


2012 - Breakdown by Department

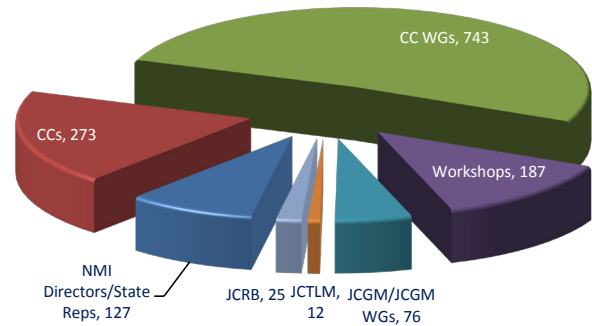


Meetings hosted at the BIPM

Attendance

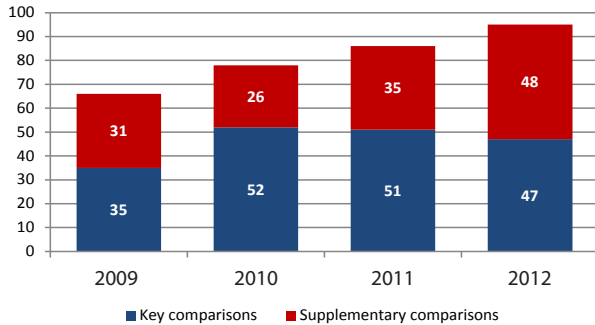


Attendance 2012

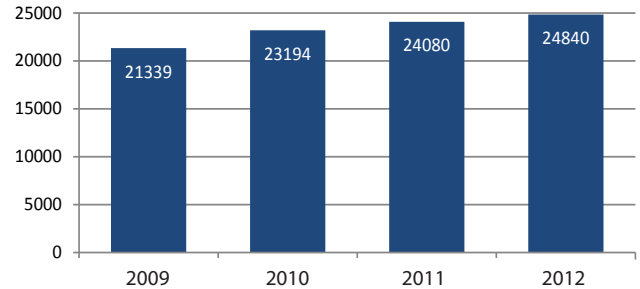


International comparability - data from the KCDB

Number of new comparisons registered in the KCDB



Number of CMCs registered



The mission of the BIPM is to ensure and promote the global comparability of measurements, including providing a coherent international system of units for:

- Scientific discovery and innovation,
- Industrial manufacturing and international trade,
- Sustaining the quality of life and the global environment.